

A ids and
R esearch
T ools in
A ncient
N ear
E astern
S tudies

3

DANIEL C. SNELL

A WORKBOOK OF CUNEIFORM SIGNS

Udena
Publications

Malibu
1979

3E

9189

A ids and
R esearch
T ools in
A ncient
N ear
E astern
S tudies

3

DANIEL C. SNELL

A WORKBOOK OF CUNEIFORM SIGNS

Udena
Publications

Malibu

1979

Editor: Giorgio Buccellati

Mad Wind Archives
Bringing Madness to Reason

© 1979 by Undena Publications, P. O. Box 97, Malibu, California 90265

All rights reserved. No part of this publication may be reproduced or transmitted in any form or by any means, electronic or mechanical, including photocopy, recording or any information storage and retrieval system, without permission in writing from the publisher.

ISBN: 0-8900-3-058-8

3 E 9189

Contents

Introduction	i
Section One (Signs 1 through 75) . . .	1
Section Two (Signs 78 through 126) . .	19
Section Three (Signs 128 through 191).	36
Section Four (Signs 205 through 318) .	54
Section Five (Signs 319 through 383) .	71
Section Six (Signs 384 through 457) .	90
Section Seven (Signs 461 through 554).	108
Section Eight (Signs 556 through 595).	122
Final Quiz	134
Alphabetic List of Values	137
List of Signs	139

Introduction

Passive recognition is the usual goal of learning cuneiform signs in Akkadian instruction in Europe and America. A method encouraging active use of the signs is presented here on the grounds that an active knowledge of the signs will stay longer with the student.

The idea for this workbook is taken from Japanese Kana Workbook by P. G. O'Neill (Palo Alto and Tokyo: Kodansha International, 1967), which I have found successful in teaching the Japanese syllabary. (1)

The signs to be taught were chosen on the basis of their frequency in Giorgio Buccellati's list of sign frequencies (2) in non-royal letters in F. R. Kraus' Altbabylonische Briefe. (3) I am much obliged to Buccellati and his students for this material and to him and Piotr Michalowski for other helpful comments. All signs presented here occur as more than 0.10% of that corpus. For simplicity only the more frequently attested values of the signs are taught here.

I have used Buccellati's list of sign frequencies because it is the only one available to me, but it does introduce a logical contradiction into this work: though the sign forms are Neo-Assyrian, the signs taught are chosen on the basis of a corpus from 1000 years earlier. This contradiction can be accepted on the grounds that the Old Babylonian period is in many ways regarded as a classical period both by the ancients who looked back to it for norms in various areas and also by moderns who frequently use its relatively simple syllabary and texts for beginning instruction in Akkadian. One might argue that it would have been valuable to present the signs in their Old Babylonian forms, but that would make it difficult for the beginner to consult the various manuals that are organized according to Neo-Assyrian sign forms.

This work is not, obviously, an original contribution to syllabary study, but merely a systematic way of learning some of the more frequently used signs. Ideally it should be used as part of a course with a teacher who will ask students to learn sign values and signs that will be of use to them in the readings planned. It should be used in conjunction with R. Labat's Manuel d'Epigraphie akkadienne (5th ed., Paris: Geuthner, 1976), which gives a more complete list of sign values from all periods of cuneiform writing as well as

the sign forms in the major periods. W. von Soden and W. Rollig's Das Akkadische Syllabar (3rd ed., Rome: Pontifical Biblical Institute, 1976) will also be useful in that it presents attestations for the syllabic values in various periods.

I would suggest that the student try to learn three or four signs a day and that he work on them every day for at least a short time so as not to lose the knowledge gained. The student should concentrate on the vocabulary which his teacher recommends and which occurs in the texts he is reading and not pay much attention to that used here. The point throughout this workbook is to learn the signs and not the vocabulary. It has not always been possible to use real words in the examples since, especially at the beginning, the student will not know enough signs. Though this practice may not be scientifically gratifying, there is good precedent for it. (4) In any case, it should be stressed that this manual is intended to teach the practice of recognizing the graphic structure of individual cuneiform signs, not the theory of the graphemic system; hence rare spellings or rare words, as well as sign configurations without lexical meaning, appear justifiable on paedagogical grounds. Note that an asterisk (*) preceding a form given as an example shows that that particular spelling is not actually attested. The number before the first occurrence of the sign indicates its number in Labat's Manuel. (5)

At the end of the workbook one will find an alphabetical index of the values presented here, and there is an index to the signs in the order taught.

I owe a debt of thanks to the students in my beginning Akkadian class at the University of Washington in 1975-1976, and to those in the class of Benjamin Foster at Yale in the same year for their helpful criticisms. Patricia S. Gustafson's help has been important at several stages of the workbook's development, and I am thankful to her. A grant from the Connecticut College Faculty Research and Travel Fund supported the final typing of the manuscript, and the sympathetic support of that institution is deeply appreciated.

I present this workbook in memory of Clair John Snell, who always believed that an intelligent person with a good book could learn anything.

DCS
New London, Connecticut
May 1978

Notes
to
Introduction

(1) Compare S. Lieberman, The Sumerian Loanwords in Old-Babylonian Akkadian (HSS 22, Missoula: Scholars, 1977), esp. pp. 551-558, for a stimulating application of data on the Japanese writing system to cuneiform problems.

(2) Forthcoming in the series: Cybernetica Mesopotamica: Graphemic Categorization, Udena Publications.




(3) (Leiden: Brill, 1964-). The non-royal corpus was chosen because it is larger than the royal corpus. No attempt was made to compare the two.

(4) See the review of D. H. Roop, An Introduction to the Burmese Writing System (New Haven, 1972) JAOS 95.3 (1975) 536f by J. A. Matisoff. Matisoff observes, "The step-by-step presentation makes it necessary for Roop to use nonsense syllables to illustrate many consonant-vowel combinations. Far from being a defect ..., this trains the student from the outset to view Burmese writing as a logical system that he can use productively. It encourages him to guess at the spelling of words he has heard but not yet seen written down."


(5) The order of the signs goes back apparently to Edwin Norris in 1868; see the note by K. Hecker, ZA 63 (1974) 305 n. 2. --Akkadian words in this workbook are underlined; Sumerian words, usually the logographic reading of the signs, are given all in capitals. A logogram is a sign that stands for an entire word. In Akkadian texts Sumerian words are frequently used to stand for their Akkadian equivalents.



Section One


This workbook is divided into boxes; in the boxes you are to write responses to questions, usually the English pronunciations, termed transliterations, of signs or the signs themselves. To the right of the next box below you will find the correct answer given. Instead of actually filling in the responses one could write responses on paper placed under the box and also covering the correct answer; then one could go through parts of the book several times without having to erase the answers.

The signs will be presented for ease of memory not in the order of our alphabet but in the order of their shapes. This is the order used in Assyriological manuals. The order is from horizontal  to  to vertical . Each part of the sign is ordered independently so that, for example, all signs that begin with a single wedge come before any that begin with two. Remembering the order of the signs is not important, but it may be useful to remember which signs look like others, how they differ and how they are alike.

Correct answers to questions asked in the larger box on the left above will be given in this column.

1 The first sign is pronounced aš. In Assyriology as in other language studies, š equals English sh as in ship. Aš is written:  .
Make the wedge first, then draw the line:

1			

 is the usual sign in many periods for the syllable _____ .

 repeated

Carefully copy the sign for aš until you feel confident about remembering it.

aš


aš	aš	aš	aš	aš
aš	aš	aš	aš	aš

What does the symbol š stand for in English writing? _____


 repeated

sh

The second important sign begins with _____ wedge(s), following the convention that the several signs that begin with one wedge precede those that begin with two.

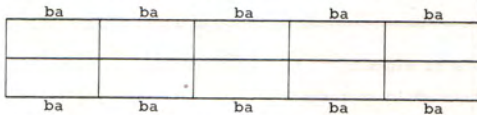
5 It is ba:  .

Copy it carefully, starting with the leftmost wedge and working to the right.



one

Practice ba until you can remember it.





Transliterate this Akkadian word:

  = _____




repeated

The sign aš is

The sign ba is


*ba-aš
'to be
ashamed'
(construct)






6 The sign zu is similar to ba, , but has two verticals instead of one:  .

Practice zu:

zu	zu	zu	zu	zu
zu	zu	zu	zu	zu

It is easy to confuse ba, , and  repeated

zu, .

The group of signs    means nothing, but it would be transliterated




Practice zu and ba until you feel confident you can tell them apart:

aš-ba-zu

zu	ba	zu	ba	zu
ba	zu	ba	zu	ba

 
repeated

13 The next sign is 𒀭, read DINGIR, the Sumerian word for 'god'. In Akkadian contexts this reading occurs as a determinative before names of gods; in transliteration it appears as a raised d before the gods' names. DINGIR also has a syllabic reading as the syllable an. Only context can determine whether the logographic or syllabic value is meant. Practice it until you think you can remember it: 𒀭, 𒀭𒀭, 𒀭𒀭𒀭.

DINGIR DINGIR DINGIR DINGIR DINGIR

DINGIR DINGIR DINGIR DINGIR DINGIR

Transliterate: 𒀭 𒀭 = _____
 𒀭 𒀭 = _____

𒀭
 repeated

Put into cuneiform: zu ba aš DINGIR

--	--	--	--

DINGIR ba
 DINGIR zu
 (no meanings)








Practice DINGIR.

DINGIR DINGIR DINGIR DINGIR DINGIR



DINGIR DINGIR DINGIR DINGIR DINGIR



𒀭 𒀭
 𒀭 𒀭


𒀭
 repeated



15 The next sign is ka:  . Write it, as usual working from left to right. Note that the top line is not indented as in ba:  versus  . Try it:  ,  ,  ,  .

ka	ka	ka	ka	ka
ka	ka	ka	ka	ka

Transliterate:   = _____

  = _____

 repeated

Remember  by its trailing  unlike other signs we have seen. Practice it until you have some confidence with it:

ka	ka	ka	ka	ka
ka	ka	ka	ka	ka

ka-zu
ka-aŋ
(both meaning-
less)

 repeated

55 The next sign is la: 𠄎 . Note that it has three wedges following the initial one.

Try it: 𠄎 , 𠄎𠄎 , 𠄎𠄎𠄎 .

la	la	la	la	la
la	la	la	la	la

Transliterate: 𠄎𠄎𠄎 = _____

𠄎𠄎𠄎 = _____

𠄎

repeated

Put into cuneiform: *la-ba-aš "may I not be put to shame"

ka-la
'all'

ba-la-la
'to mix'
(accusative)

--	--	--

Put into cuneiform: zu-la-an (no meaning)

𠄎𠄎𠄎

--	--	--



Practice la until you feel confident about it; draw the wedge first for each line.






𠄎𠄎𠄎

la	la	la	la	la
la	la	la	la	la

𠄎

repeated

58 The next sign, tu, , begins like la, , but has another tu above and behind it.

Try tu: , , , , .

tu	tu	tu	tu	tu
tu	tu	tu	tu	tu

Put into cuneiform:

ka-tu 'weak'

*la-zu 'lasting'






repeated

--	--

--	--

Transliterate:


and



Practice tu until you gain some confidence with it. The next sign is similar to it, so it would be well to get tu in mind before going on.

tu-ba
(no meaning)
*ka-la-aš
"all of it"

tu	tu	tu	tu	tu
tu	tu	tu	tu	tu



repeated

59 The next sign differs from tu, 𠄎, in that it has another vertical and also in that the top horizontal has a tail. The sign is li, 𠄎.

Try it: 𠄎, 𠄎, 𠄎, 𠄎, 𠄎.

li	li	li	li	li
li	li	li	li	li

Put into cuneiform:

li-la-tu 'night'

ba-li (no meaning)

𠄎 𠄎
repeated

Transliterate: "

𠄎 𠄎 𠄎

𠄎 𠄎

𠄎 𠄎 𠄎
𠄎 𠄎


Practice li until you gain some confidence with it. Be sure to keep it distinct in your mind from tu.





li-ba-aš
(no meaning)

*li-tu
'victory'

li	tu	li	tu	li
li	li	li	li	li

𠄎 𠄎
repeated




61 The mu sign is . Though simpler than tu and li, it is perhaps harder to make because the trailing wedges are at an angle.

Practice it: , , , .

mu	mu	mu	mu	mu
mu	mu	mu	mu	mu

Transliterate:



repeated

Put into cuneiform:

la-ba-mu (no meaning)

zu-mu (no meaning)

--	--	--

--	--

mu-tu

'husband'

ka-la-mu

'everything'

Practice mu until you feel some confidence with it:

mu	mu	mu	mu	mu
mu	mu	mu	mu	mu



repeated

62 The next sign is qa, 𐎧 . Though it resembles ba, 𐎧𐎫 , one can remember that it is simpler than ba and has one wedge at an angle. Try it: 𐎧 , 𐎧𐎫 , 𐎧𐎫𐎫 .

qa	qa	qa	qa	qa
qa	qa	qa	qa	qa

Transliterate: 𐎧 𐎧𐎫 𐎧𐎫𐎫 = _____

𐎧

𐎧 𐎧𐎫 𐎧𐎫𐎫 = _____

repeated

Put into cuneiform: *qa-la-la 'to be light' (accusative)

aš-ba-qa

qa-zu-mu

(no meaning)

--	--	--

Also put into cuneiform: qa-tu 'hand'

𐎧𐎫𐎫𐎫

--	--





Practice qa. Be sure to keep it distinct in your mind from ba.

𐎧 𐎧𐎫





qa	ba	qa	ba	qa
qa	qa	qa	qa	qa

𐎧 𐎧𐎫

repeated

68 The next sign is ru, . Draw the horizontal first, then the verticals, then stick in the two diagonal wedges: , , . Try it:

ru	ru	ru	ru	ru
ru	ru	ru	ru	ru

Transliterate:   = _____
  = _____


repeated

Put into cuneiform:

ba-ga-ru
'to start a law suit'

aš-ru 'place'






--	--	--

--	--

ru-tu
'wife'
ru-ba
'noble'
(accusative)

Practice ru:

ru	ru	ru	ru	ru
ru	ru	ru	ru	ru


repeated

69 The next sign to learn is the sign be,

𐎠 . Try it: 𐎠 , 𐎠𐎠 , 𐎠𐎠𐎠 .

be be be be be

be be be be be

Be should be distinguished from 𐎠 , which is read _____ and which has no tail.

𐎠 repeated

Transliterate: 𐎠 𐎠𐎠 = _____ aš
 𐎠𐎠 𐎠 = _____

Write in cuneiform:

be-li 'my lord'

be-ru '(distance
 measure of more than
 10 kilometers)'

be-la
 'lord'
 (accusative)
ru-be
 'nobles'

--	--

--	--

Practice be and aš to make sure you can keep them apart in your mind.

𐎠 𐎠𐎠𐎠
 𐎠 𐎠𐎠

be aš be aš be

be be be be be

𐎠 𐎠
 repeated

70 The next sign is na, 𐎒𐎠, written 𐎒, 𐎠, 𐎒𐎠. Practice na; one might think of it as be plus part of ga:

na	na	na	na	na
na	na	na	na	na

Transliterate: 𐎒𐎠 𐎠 = _____

𐎒𐎠 𐎠 𐎠 = _____

𐎒𐎠

repeated

Put into cuneiform:

na-ru 'stele'

An-tu '(a goddess)'

--	--

--	--

na-qa

'to offer'
(accusative)

ka-la-na

(no meaning)

Practice na until you feel sure of it.

na	na	na	na	na
na	na	na	na	na

𐎒𐎠 𐎒𐎠

𐎒𐎠 𐎒𐎠

𐎒𐎠

repeated

73 The next important sign is ti, 𐎛𐎠, which starts like be: 𐎁, 𐎛𐎠, 𐎛𐎠𐎠, and has a wedge on the other side of its vertical in contrast to na, 𐎠𐎡. Try it:

ti	ti	ti	ti	ti
ti	ti	ti	ti	ti

Transliterate:

𐎛𐎠 𐎛𐎠𐎠 𐎛𐎠𐎠𐎠

𐎛𐎠 𐎛𐎠 𐎛𐎠

𐎛𐎠

repeated

Put into cuneiform:

mu-ti 'my husband'

ba-ga-ru-ti
(no meaning)

ga-ti-ka
'of your
hand'

ba-la-ti
"of the life"

Keep ti distinct from na:

ti	na	ti	na	ti
ti	ti	ti	ti	ti


𐎛𐎠 𐎛𐎠𐎠

𐎛𐎠 𐎛𐎠

𐎛𐎠 𐎛𐎠



𐎛𐎠 𐎛𐎠

repeated

75 The next sign is nu, which is aš plus a cross stroke running from below to above it:  .

Try it:

nu	nu	nu	nu	nu
nu	nu	nu	nu	nu

Transliterate:   = _____

   = _____


repeated

Put into cuneiform:

ba-nu 'to build'

an-nu 'this'

--	--

--	--

zu-nu
aš-nu-ka
(no meaning)

Practice nu until you feel sure of it.

nu	nu	nu	nu	nu
nu	nu	nu	nu	nu

On the next page is a quiz on all the signs studied so far. Write the signs in the appropriate boxes and turn to the next page for the answers.


repeated

Section One

QUIZ

1. ti

2. aš

3. li

4. mu

5. nu

6. la

7. qa

8. DINGIR

9. be

10. ba

11. na

12. tu


13. ka

14. zu


15. ru

ANSWERS


1. ti




2. aš




3. li



4. mu




5. nu




6. la




7. qa




8. DINGIR




9. be



10. ba




11. na




12. tu



13. ka



14. zu



15. ru



If you forgot one sign, practice it below and then go on. If you forgot more than one, go back to the sections in which the signs were presented and work through them again; then go on to page 19.

Sign _____ :

--	--	--	--	--	--

Section Two

78 The next sign is hu, 𐎧𐎺, which starts like be: 𐎧, 𐎧𐎺, 𐎧𐎺𐎠. The symbol h is used to indicate a sound like German ch in Buch or Scottish ch as in loch. Try hu:

hu hu hu hu hu

hu hu hu hu hu

Transliterate: 𐎧𐎺 𐎧𐎺 = _____
 𐎧𐎺 𐎧𐎺 = _____

𐎧𐎺
repeated

Put into cuneiform:

na-hu 'to rest'

zu-hu (no meaning)

*hu-ba
(meaning
unknown)

--	--

--	--

la-hu
'jaw'

Practice hu:

hu hu hu hu hu

hu hu hu hu hu

𐎧𐎺 𐎧𐎺
𐎧𐎺 𐎧𐎺

𐎧𐎺
repeated

79 The next sign is nam, 𠄎𠄎𠄎, which begins like hu, 𠄎𠄎, but adds four wedges after:

𠄎𠄎𠄎. Try it:

nam	nam	nam	nam	nam
nam	nam	nam	nam	nam

Put into cuneiform:

ba-nam
(meaningless)

--	--

nam-ka
(meaningless)

--	--

𠄎𠄎𠄎

repeated

Transliterate:

𠄎𠄎 𠄎𠄎𠄎 𠄎𠄎𠄎

= _____

𠄎𠄎𠄎 𠄎𠄎

= _____

𠄎𠄎 𠄎𠄎𠄎

𠄎𠄎𠄎 𠄎𠄎

Practice nam until you feel sure of it. Be sure to keep it separate in your mind from hu.

nam	hu	nam	hu	nam
nam	nam	nam	nam	nam

zu-ka-nam
(no meaning)

nam-ru
'shining'

𠄎𠄎𠄎 𠄎𠄎

repeated

80 The next sign is ik, iq, which begins with bu but adds only two wedges: 𐎠𐎢𐎡 . Try it:

ik	ik	ik	ik	ik
ik	ik	ik	ik	ik

Transliterate: 𐎠𐎢𐎡 𐎠 = _____

𐎠𐎢𐎡 𐎠𐎢𐎡 𐎠𐎢𐎡 = _____

𐎠𐎢𐎡

repeated

Put into cuneiform:

*iq-qa-aš 'it was given'

ik-mu "they bound"

*iq-be
'he said'

ik-ru-ba
'he prayed'

Practice ik and be sure to keep it separate in your mind from nam.

ik	nam	ik	nam	ik
ik	ik	ik	ik	ik

𐎠𐎢𐎡 𐎠𐎢𐎡

𐎠𐎢𐎡 𐎠𐎢𐎡

𐎠𐎢𐎡 𐎠𐎢𐎡

repeated

84 The sign zi, 𠄎, begins a new series of shapes. Note especially the arrangement of its last three wedges: 𠄎, 𠄎, 𠄎, 𠄎. Try it:

zi	zi	zi	zi	zi
zi	zi	zi	zi	zi

Transliterate: 𠄎 𠄎 = _____
 𠄎 𠄎 = _____

𠄎
repeated

Put into cuneiform:

ba-zi-iq
(no meaning)

li-zi-ka
(no meaning)

zi-mu
'face'
*zi-tu
'share'

Practice zi:

zi	zi	zi	zi	zi
zi	zi	zi	zi	zi

𠄎 𠄎 𠄎
𠄎 𠄎 𠄎

𠄎
repeated

85 The next sign, gi, 𒄀, is easily confused with zi, 𒄁. Note that the final element in zi is open just as the letter z is open, while that in gi 𒄀 is closed like g. Try gi:

gi	gi	gi	gi	gi
gi	gi	gi	gi	gi

Transliterate: 𒄀 𒄁 = _____ 𒄀
 𒄁 𒄀 = _____ repeated

Put into cuneiform:

as-gi (no meaning) ru-qa-tu 'distant ones'

--	--	--	--	--

gi-na
 "regular offering"
 (accusative)
zi-gi
 (no meaning)

Practice zi and gi.

gi	zi	gi	zi	gi
gi	gi	gi	gi	gi

𒄀 𒄁
 𒄁 𒄀

𒄀 𒄁
 repeated

86 The next sign, ri, re, 𐎠𐎢𐎡, resembles hu, 𐎠𐎢𐎡, but has one more vertical before the diagonal wedge: 𐎠𐎢𐎡, 𐎠𐎢𐎡, 𐎠𐎢𐎡, 𐎠𐎢𐎡. Try it:

ri	ri	ri	ri	ri
ri	ri	ri	ri	ri

Transliterate:

𐎠𐎢𐎡 𐎠𐎢𐎡 𐎠𐎢𐎡 = _____

𐎠𐎢𐎡 𐎠𐎢𐎡 𐎠𐎢𐎡 = _____

𐎠𐎢𐎡
repeated

Put into cuneiform:

ri-qa-tu 'empty ones'

ka-ri 'of a quay'

--	--	--

--	--



ri-hu-tu
"offspring"
na-ri-ka
'of your stele'

Practice ri. Be sure to keep it distinct in your mind from hu.

ri	hu	ri	hu	ri
ri	ri	ri	ri	ri

𐎠𐎢𐎡 𐎠𐎢𐎡
𐎠𐎢𐎡 𐎠𐎢𐎡

𐎠𐎢𐎡 𐎠𐎢𐎡
repeated

94 The next sign is tim,  . It begins somewhat like ri,  , but has a wedge at the foot of the first vertical and then three slanting wedges forming a triangle.

Try it:  ,  ,  ,  .

tim	tim	tim	tim	tim
tim	tim	tim	tim	tim

Transliterate:   = _____ 
  = _____ repeated

Put into cuneiform:

tim-mu
'empaling stake'

*ba-nu-tim
'of beauty'





zu-tim
(no meaning)
ga-tim
'of a hand'

--	--



--	--	--






Practice tim until you feel sure of it:






tim	tim	tim	tim	tim
tim	tim	tim	tim	tim






 
 

 repeated

97 The next sign is ak, aq, ag,  . It resembles ka,  , though only superficially.

Try ak:  ,  ,  ,  ,  .



ak	ak	ak	ak	ak
				
ak	ak	ak	ak	ak



Transliterate:   = _____ 
  = _____ repeated

Put into cuneiform:

*aq-be 'I said'






ag-nu (no meaning)

	
---	---



	
---	---

ag-ru
'hired man'
ag-gi
'of an
angry one'

Be sure to keep ak and ka distinct in your mind.

ak	ka	ak	ka	ak
				
ak	ak	ak	ak	ak

 
repeated

99 The next sign is en, 𒂗, written 𒂗, 𒂗, 𒂗. Try it:

en	en	en	en	en
en	en	en	en	en

Transliterate:

𒂗 𒂗 = _____
 𒂗 𒂗 = _____

𒂗
repeated

Put into cuneiform:





	<u>en-mu</u> (no meaning)		
<u>en-ka-li-qa</u> (no meaning)			<u>en-tu</u> '(type of priestess)' <u>aš-li-en</u> (no meaning)

Practice en. Be sure to keep it distinct in your mind from hu.

en	hu	en	hu	en
en	en	en	en	en

𒂗 𒂗
 𒂗 𒂗
 𒂗 𒂗

𒂗 𒂗
repeated

104 The next sign is sa, , written , , . Be sure to indent the top horizontal, or sa will look like ir, a sign to be learned later. Try sa:

sa	sa	sa	sa	sa
sa	sa	sa	sa	sa

Transliterate:

  = _____

   = _____


repeated

Put into cuneiform:

sa-hu (no meaning)

la-sa-mu 'to run'

--	--

--	--	--

*qa-sa
'her hand'
*sa-na-qa
'to check'
(accusative)







Practice sa.






sa	sa	sa	sa	sa
sa	sa	sa	sa	sa







repeated

105 The next sign is IKU, , a logogram for an area measure, with the Akkadian equivalent iku. It is exactly like sa, , except that it has a final vertical. Try it: , , , .

IKU	IKU	IKU	IKU	IKU
				
IKU	IKU	IKU	IKU	IKU

With IKU the sign as, , stands for the number one. The as may be repeated up to five times to express the numbers one through five. Transliterate:

  = _____
  = _____




repeated

Put into cuneiform:

3 IKU

	
--	---






5 IKU

	
---	---

1 IKU
4 IKU

Practice IKU and sa.



IKU sa IKU sa IKU


				
IKU	IKU	IKU	IKU	IKU










repeated

111 The next sign is GUR, , a logogram for a volume measure. The Akkadian equivalent is kurru. GUR somewhat resembles IKU, , but it has no interior verticals and two on the end.

Try it: , , ,  .

GUR	GUR	GUR	GUR	GUR
GUR	GUR	GUR	GUR	GUR

With GUR the sign an, , stands for the number one. The an may be repeated up to nine times to express the numbers one through nine.

Transliterate:   = _____
  = _____

 repeated

Put into cuneiform:

5 GUR

9 GUR

--	--

--	--

1 GUR
7 GUR

Practice GUR until you feel sure of it.

GUR	GUR	GUR	GUR	GUR
GUR	GUR	GUR	GUR	GUR

 repeated

112 The next sign is si, 𐎎 , which is exactly like GUR, 𐎎 , except that the top horizontal is longer in si.

Try it: 𐎎 , 𐎎 , 𐎎 , 𐎎 .

si	si	si	si	si
si	si	si	si	si

Transliterate:

𐎎 𐎎

= _____

𐎎 𐎎 𐎎 𐎎

= _____

𐎎

repeated

Put into cuneiform:

ag-si-tu
(no meaning)

si-ga-ru
(no meaning)

si-zu
(no meaning)

si-si-ik-tu
'hem'

Practice si until you feel some confidence with it. Be sure to keep it distinct in your mind from GUR.

si	GUR	si	GUR	si
si	si	si	si	si

𐎎 𐎎 𐎎

𐎎 𐎎 𐎎

𐎎 𐎎

repeated

115 The next sign is SAG, 𒊕, a logogram for 'head, top', with the Akkadian equivalent rēšu. Its first element is si, 𒊕, and its second is pa, 𒊕, a sign to be learned later. Try it: 𒊕, 𒊕, 𒊕𒊕, 𒊕𒊕.

SAG	SAG	SAG	SAG	SAG
SAG	SAG	SAG	SAG	SAG

Transliterate:

𒊕𒊕 𒊕𒊕

= _____

𒊕𒊕 𒊕𒊕

= _____

𒊕𒊕

repeated

Put into cuneiform:

SAG eq(=ik)-li
'top part of a field'

--	--	--

SAG mu-tim
'husband's
head'

SAG-ka
'your head'

Practice SAG until you feel sure of it.





SAG	SAG	SAG	SAG	SAG
SAG	SAG	SAG	SAG	SAG

𒊕𒊕 𒊕𒊕

𒊕𒊕

𒊕𒊕

repeated

126 The next sign is šum, , written
E, , , . Try it:

šum	šum	šum	šum	šum
šum	šum	šum	šum	šum

Transliterate:

= _____

= _____



repeated

Put into cuneiform:

*nu-šum 'a plant'

*na-šum 'to carry'

--	--

--	--

šum-mu-hu
'very
luxuriant'

*šum-ru
'wildness'

Practice šum until you feel sure of it.

šum	šum	šum	šum	šum
šum	šum	šum	šum	šum

On the next page is a quiz on all the signs
studied so far.



repeated

Section Two

QUIZ

1. zi

2. aš

3. SAG

4. ka

5. sa

6. tim

7. IKU

8. ba

9. ri

10. ti

11. nam

12. si

13. ak

14. ħu

15. DINGIR

16. ik

17. li

18. nu

19. šum

20. mu

21. gi

22. tu

23. en

24. na

25. qa

26. GUR

27. ru

28. zu

29. la

30. be

ANSWERS

1. 升 2. 丁 3. 升 4. 升 5. 升
 6. 升 7. 升 8. 升 9. 升 10. 升
 11. 升 12. 升 13. 升 14. 升 15. 升
 16. 升 17. 升 18. 升 19. 升 20. 升
 21. 升 22. 升 23. 升 24. 升 25. 升
 26. 升 27. 升 28. 升 29. 升 30. 升

If you forgot one sign, practice it here and then go on to Section Three. If you forgot more than one, go back to the places where they were first presented and work through the parts dealing with them; then go on to Section Three.

Sign _____ :

--	--	--	--	--	--

Section Three

128 The next sign is ab, ap, 𒀪 . It begins exactly like šum, 𒀫 , but instead of a diagonal it has a vertical at the end.

Try it: 𒀪 , 𒀪 , 𒀪 .

ab	ab	ab	ab	ab
ab	ab	ab	ab	ab

Put into cuneiform:

ba-ab-tu 'city quarter'

ap-tu 'window'

𒀪
repeated

--	--	--	--	--

Transliterate:

𒀪 𒀪 = _____

𒀪 𒀪 𒀪 𒀪 = _____







𒀪 𒀪 𒀪
𒀪 𒀪

Practice ab and be sure to keep it distinct in your mind from šum.

ab	šum	ab	šum	ab
ab	ab	ab	ab	ab




ab-be
'fathers'
*la-ab-ba-aš-tu
'dressed'

𒀪 𒀪
repeated

130 The next sign, uk, uq, ug, , begins like ab but has two elements inscribed. The last element in uk is , the sign UTU, to be learned later. Its presence may be a memory aid to remind scribes that uk, like UTU, begins with the sound u. Try uk: , , ,  .

uk	uk	uk	uk	uk
uk	uk	uk	uk	uk

Transliterate:

   = _____

   = _____



repeated

Put into cuneiform:

hu-uk-mu
(no meaning)

--	--	--	--

tu-uk-ka-an-nu 'bag'

nu-uk-zu
(no meaning)

ru-uq-tu
'far'
(feminine)

--	--	--	--	--

Practice uk until you feel sure of it.

uk uk uk uk uk

uk	uk	uk	uk	uk



  




  






 



repeated






131 The sign as, az, aš,  , is exactly like uk except for the last interior element. This element is the sign ša,  , which will be learned later; it may have been put in as to remind scribes that the sounds which as represented also included a sound š. (š is the transliteration for a sybillant conventionally pronounced as if it were English ts.)

Try as:  ,  ,  .

as	as	as	as	as
				
as	as	as	as	as

Transliterate:

   = _____

     = _____



repeated

ga-as-ru

li-ik-ka-as

(no meanings)

Put into cuneiform:

as-nu-uk (no meaning)

--	--	--

*ik-ka-ab-ba-as 'he walks in'

--	--	--	--	--

Practice as and uk until you are sure of them.

as uk as uk as

as as as as as

𒀭 𒀭 𒀭 𒀭

𒀭 𒀭 𒀭

𒀭 𒀭 𒀭

𒀭 𒀭

repeated

134 The next sign, um, 𒄩, again begins more or less like ab, 𒀭, but has three final verticals instead of one: 𒄩, 𒄩, 𒄩, 𒄩. Try um.

um	um	um	um	um
um	um	um	um	um

Transliterate:

𒄩 𒄩 𒄩 = _____

𒄩 𒄩 𒄩 = _____

𒄩
repeated

Put into cuneiform:

ba-nu-um
'well-formed'

qa-tu-um
'hand'

um-mu-um
'mother'

na-ak-ru-um
'stranger'

Practice um, as, and uk.

um	as	uk	um	as
uk	um	as	uk	um
as	uk	um	as	uk

𒄩 𒄩 𒄩

𒄩 𒄩 𒄩

𒄩 𒄩
𒄩
repeated

139 The next sign is ta, 𐎠𐎢𐎡 . Like um, 𐎠𐎢𐎢𐎡 , it ends in three verticals but begins differently: 𐎠, 𐎡, 𐎢, 𐎣, 𐎤 . Try it:

ta	ta	ta	ta	ta
ta	ta	ta	ta	ta

Transliterate:

𐎠𐎢𐎢𐎡 𐎠𐎢𐎢𐎡

= _____

𐎠𐎢𐎢𐎡 𐎠𐎢𐎢𐎡

= _____

𐎠𐎢𐎢𐎡

repeated

Put into cuneiform:

sa-na-ak-ta (no meaning)

--	--	--	--

*ik-ta-ru-ba 'he then prayed'

--	--	--	--

ta-aš-ba
'you became satisfied'

ta-la-ab-ba-aš
(no meaning)

Practice ta and um until you feel sure you can tell them apart.

ta	um	ta	um	ta
ta	ta	ta	ta	ta

𐎠𐎢𐎢𐎡 𐎠𐎢𐎢𐎡
𐎠𐎢𐎢𐎡 𐎠𐎢𐎢𐎡
𐎠𐎢𐎢𐎡 𐎠𐎢𐎢𐎡

𐎠𐎢𐎢𐎡 𐎠𐎢𐎢𐎡
repeated

142 The next sign, i, 𠄎, has no verticals:
𠄎, 𠄎. Try it:

i	i	i	i	i
i	i	i	i	i

Transliterate:

𠄎 𠄎 𠄎 𠄎 = _____

𠄎 𠄎 𠄎 𠄎 = _____

𠄎

repeated

Put into cuneiform:

i-ta-mu 'they say'

i-li 'my god'

--	--	--

--	--

i-ba-ga-ru
'they start
a law suit'

*i-na-ab-ba
'he calls'

Practice i until you feel sure of it.

i	i	i	i	i
i	i	i	i	i

𠄎 𠄎 𠄎 𠄎

𠄎 𠄎

𠄎

repeated

142a The next sign is ia, 𠄎, which is simply a combination of i, 𠄎, and a, 𠄎, a sign to be learned later.

Try it: 𠄎, 𠄎, 𠄎, 𠄎.

ia	ia	ia	ia	ia
ia	ia	ia	ia	ia

Transliterate:

𠄎 𠄎 𠄎 = _____
 𠄎 𠄎 𠄎 = _____

𠄎
repeated

Put into cuneiform:

ia-nu 'it is not'

ia-mu-tu 'each'

--	--

--	--	--

be-li-ia
'of my
lord'

*ru-ti-ia
'of my spittle'

Practice ia until you feel sure of it. Keep it distinct in your mind from i.

ia	i	ia	i	ia
ia	ia	ia	ia	ia

𠄎 𠄎
𠄎 𠄎 𠄎

𠄎 𠄎
repeated

144 The next sign is DUMU, 𒌦, a logogram meaning 'son', with the Akkadian translation māru. It is exactly like i, 𒄩, except that it has a vertical wedge inserted at the rear.

Try it: 𒌦, 𒌦, 𒌦.

DUMU	DUMU	DUMU	DUMU	DUMU
DUMU	DUMU	DUMU	DUMU	DUMU

Transliterate:

𒌦 𒌦 𒌦
𒌦 𒌦 𒌦

= _____

= _____

𒌦

repeated

Put into cuneiform:

DUMU ru-be 'nobleman'

--	--	--

i-na DUMU-ka 'in your son'

--	--	--	--

*DUMU mu-ti
'husband's
son'

DUMU ba-nu-tu
'member of
the nobility?'

Practice DUMU and be sure to keep it distinct in your mind from i:

DUMU i DUMU i DUMU

DUMU DUMU DUMU DUMU DUMU

𒌦 𒌦 𒌦

𒄩 𒄩 𒄩

𒌦 𒌦

𒌦 𒌦

repeated

145 At, ad, 𠄎, begins like i, 𠄎, but has a final vertical: 𠄎, 𠄎, 𠄎. Try it:

at	at	at	at	at
at	at	at	at	at

Transliterate:

𠄎 𠄎 𠄎 = _____
 𠄎 𠄎 = _____

𠄎

repeated

Put into cuneiform:

i-ta-ad-nu (no meaning)

--	--	--	--

aš-ba-at 'I got'

--	--	--

at-tu-nu
'you'
(plural)

*at-mu
'to
discuss'

Practice at to distinguish it from ab.

at	ab	at	ab	at
at	at	at	at	at

𠄎 𠄎

𠄎 𠄎

𠄎 𠄎

𠄎

𠄎 𠄎

repeated

147 The next sign is ši, 𠄎, which is at,
𠄎, plus another vertical. Try it:

ši	ši	ši	ši	ši
ši	ši	ši	ši	ši

Transliterate:

𠄎 𠄎 = _____
𠄎 𠄎 𠄎 = _____

𠄎
repeated

Put into cuneiform:

ši-ru 'extraordinary'

ši-nu 'evil'

--	--

--	--

tu-ši
'you went
out'

ši-i-tu
'going out'

Practice ši to keep it distinct in your mind
from at.

ši	at	ši	at	ši
ši	ši	ši	ši	ši

𠄎 𠄎
𠄎 𠄎

𠄎 𠄎
repeated

148 The next sign is in, 𠄎, written 𠄎, 𠄎, 𠄎. Try it:

in	in	in	in	in
in	in	in	in	in

Transliterate:

𠄎 𠄎 = _____

𠄎 𠄎 = _____

𠄎
repeated

Put into cuneiform:

ti-in-nu (no meaning)

--	--	--

si-in-tu (no meaning)

--	--	--

in-ba
'fruit'
(accusative)
in-bu
'suffering'

Practice in until you are sure of it.

in	in	in	in	in
in	in	in	in	in

𠄎 𠄎 𠄎
𠄎 𠄎 𠄎

𠄎
repeated

152 The next sign is šar, 𒍪, which begins with two horizontals and somewhat resembles ka, 𒊕, at the end. Try it: 𒍪, 𒍪, 𒍪, 𒍪.

šar	šar	šar	šar	šar
šar	šar	šar	šar	šar

Transliterate:

𒍪 𒍪 𒍪 = _____

𒍪 𒍪 𒍪 = _____

𒍪

repeated

Put into cuneiform:

šar-ri-ru
'stooping'

*hu-šar
'hematite' (?)
(absolute state)

šar-ru-tu
'kingship'

i-šar-tu
'righteous-
ness'

--	--	--

--	--

Practice šar until you feel sure of it.
Keep it distinct in your mind from ka.

šar	ka	šar	ka	šar
šar	šar	šar	šar	šar

𒍪 𒊕 𒍪

𒊕 𒍪

𒍪 𒍪

repeated

170 The next sign is am, 𐎠, written 𐎠, 𐎠, 𐎠. Try it:

am	am	am	am	am
am	am	am	am	am

Transliterate:

𐎠 𐎠 𐎠 = _____
 𐎠 𐎠 𐎠 = _____

𐎠 repeated

Put into cuneiform:

*iq-be-am 'he said to me'

--	--	--

am-na-am 'I counted out'

--	--	--

am-si
'I washed'
aš-la-am
'rope'
(accusative)

Practice am.

am	am	am	am	am
am	am	am	am	am

𐎠 𐎠 𐎠
 𐎠 𐎠 𐎠

𐎠 repeated

172 The next sign is bí, 𐎁𐎎 . The acute accent on the bí shows that this sign is the second in theoretical frequency in signs that are read bí. A grave accent, ` , would show a sign is third in frequency. After that subscribed numbers are used to distinguish signs in transliteration, like bí₅.

Bí is composed of am, 𐎁 , plus GIŠ, 𐎎 , a sign to be learned later.

Try bí: 𐎁 , 𐎁 , 𐎁𐎎 , 𐎁𐎎 .

bí	bí	bí	bí	bí
bí	bí	bí	bí	bí

Transliterate:

𐎁𐎎 𐎁𐎎 𐎁𐎎 = _____

𐎁𐎎 𐎁𐎎 = _____

𐎁𐎎

repeated

Put into cuneiform:

mu-šar-bí 'increaser of ...' *qa-bí 'is said'

--	--	--

--	--

*bí-ri-ti
'of an
alley'

*iq-bí
'he said'







Practice bí and am.

bí	am	bí	am	bí
bí	bí	bí	bí	bí

𐎁𐎎 𐎁𐎎 𐎁𐎎






𐎁𐎎 𐎁𐎎

𐎁𐎎 𐎁𐎎
repeated

191 The next sign is kum, , composed of one ak, , and three be's, . Try it: , , .

kum	kum	kum	kum	kum
kum	kum	kum	kum	kum

Transliterate:

   = _____
  = _____



repeated

Put into cuneiform:

*sa-ka-kum 'to obstruct' šar-kum 'puss'

*ta-ba-kum
'to pour
out'

*la-kum
'suckling'

Practice kum until you are sure of it.

kum	kum	kum	kum	kum
kum	kum	kum	kum	kum







On the next page is a quiz over all the signs studied so far.



repeated

Section Three

QUIZ

1. ak	2. tu	3. kum	4. ia	5. be
6. li	7. SAG	8. qa	9. zu	10. ru
11. sa	12. in	13. zi	14. tim	15. ik
16. šum	17. ta	18. DUMU	19. šar	20. uk
21. gi	22. DINGIR	23. bí	24. ri	25. ħu
26. la	27. si	28. GUR	29. i	30. at
31. am	32. ti	33. ab	34. nu	35. as
36. na	37. ka	38. um	39. ši	40. mu
41. nam	42. ba	43. aš	44. en	45. IKU

ANSWERS

1. 𠄎 2. 𠄎 3. 𠄎 4. 𠄎 5. 𠄎
 6. 𠄎 7. 𠄎 8. 𠄎 9. 𠄎 10. 𠄎
 11. 𠄎 12. 𠄎 13. 𠄎 14. 𠄎 15. 𠄎
 16. 𠄎 17. 𠄎 18. 𠄎 19. 𠄎 20. 𠄎
 21. 𠄎 22. 𠄎 23. 𠄎 24. 𠄎 25. 𠄎
 26. 𠄎 27. 𠄎 28. 𠄎 29. 𠄎 30. 𠄎
 31. 𠄎 32. 𠄎 33. 𠄎 34. 𠄎 35. 𠄎
 36. 𠄎 37. 𠄎 38. 𠄎 39. 𠄎 40. 𠄎
 41. 𠄎 42. 𠄎 43. 𠄎 44. 𠄎 45. 𠄎

If you forgot a sign, practice it here and then go on to Section Four. If you forgot more than one, go back to the parts where they were presented and do the exercises for those signs. Then go on to Section Four.

Sign _____ :

--	--	--	--	--	--

Section Four

205 The next sign is il, 𒄿, made 𒄿, 𒄿, 𒄿, 𒄿. Try it:

<u>il</u>	<u>il</u>	<u>il</u>	<u>il</u>	<u>il</u>
<u>il</u>	<u>il</u>	<u>il</u>	<u>il</u>	<u>il</u>

Transliterate:

𒄿 𒄿 𒄿 = _____

𒄿 𒄿 𒄿 = _____

𒄿

repeated

Put into cuneiform:

il-li 'of a special one'

--	--

il-ka
'service performed'
(accusative)

--	--

il-la-ak

'he goes'

li-il-qa

'let him
take'

Remember that il has two verticals as well as two diagonals. Practice il:

<u>il</u>	<u>il</u>	<u>il</u>	<u>il</u>	<u>il</u>
<u>il</u>	<u>il</u>	<u>il</u>	<u>il</u>	<u>il</u>

𒄿 𒄿 𒄿

𒄿 𒄿 𒄿

𒄿

repeated

206 Du, 𠄎, is il, 𠄎, without the two diagonals and with only one vertical: 𠄎, 𠄎, 𠄎, 𠄎. Try it:

du	du	du	du	du
du	du	du	du	du

Transliterate: 𠄎 𠄎 = _____ 𠄎
 𠄎 𠄎 = _____ repeated

Put into cuneiform:

du-ru 'wall'

qa-du 'with'

du-um
 'it is very dark'

--	--

--	--

mu-du
 'expert'

Practice du and il until you feel sure of them.

𠄎 𠄎
 𠄎 𠄎

du	il	du	il	du
du	du	du	du	du

𠄎 𠄎
 repeated

207 The next sign is tum, 𠄎. It begins somewhat like du, 𠄎, but ends in four horizontals. Try it: 𠄎, 𠄎, 𠄎, 𠄎, 𠄎.

tum	tum	tum	tum	tum
tum	tum	tum	tum	tum

Transliterate:

𠄎 𠄎 𠄎 𠄎 𠄎 = _____

𠄎 𠄎 𠄎 𠄎 𠄎 = _____

𠄎

repeated

Put into cuneiform:

šar-tum 'hair'

--	--

*si-si-ik-tum 'hem'

--	--	--	--

*zi-ik-ru-tum
'heroism'

du-mu-ug-
tum 'good
luck'

Practice tum until you feel sure of it.

tum	tum	tum	tum	tum
tum	tum	tum	tum	tum

𠄎 𠄎 𠄎 𠄎 𠄎

𠄎 𠄎 𠄎 𠄎 𠄎

𠄎

repeated

211 The next sign is uš, 𐎠 : 𐎠 , 𐎠 ,
𐎠 . Try it:

uš	uš	uš	uš	uš
uš	uš	uš	uš	uš

Transliterate:

𐎠 𐎠 𐎠 𐎠 = _____
𐎠 𐎠 𐎠 𐎠 = _____

𐎠
repeated

Put into cuneiform:

uš-ba 'he sat'

*du-uš-mu
'house-born slave'

--	--	--	--	--






ru-uš-ti
'of fine oil'
*ga-aš-tu-uš
'his bow'

Practice uš until you feel sure of it.

uš	uš	uš	uš	uš
uš	uš	uš	uš	uš

𐎠 𐎠
𐎠 𐎠 𐎠



𐎠
repeated



212 The next sign, iš, , resembles uš, , but lacks the two interior verticals and has two at the end: , , .

Try it:

iš	iš	iš	iš	iš
iš	iš	iš	iš	iš

Transliterate:

  = _____

  = _____


repeated

Put into cuneiform:

*iš-ta-mu
'they listen to each other'

--	--	--

iš-ka-ru
'assigned work'

--	--	--

iš-tu
'from'
li-iš-mu
'let them hear'

Practice iš and uš until you feel sure you can tell them apart.

iš	uš	iš	uš	iš
iš	iš	iš	iš	iš


repeated

214 The next sign bi, 𠄎, is composed of two be's, 𠄎. Try it: 𠄎, 𠄎.

bi	bi	bi	bi	bi
bi	bi	bi	bi	bi

Transliterate:

𠄎 𠄎 = _____
 𠄎 𠄎 𠄎 = _____

𠄎
repeated

Put into cuneiform:

bi-ri-tim 'of an alley'

*aš-bi
'of an inhabitant'

bi-tu
'house'
in-bi-ka
'of your
fruit'

--	--	--

--	--

Bi is a simple sign; the only problem with it is to keep it distinct in your mind from be. Practice both.

𠄎 𠄎 𠄎
𠄎 𠄎

bi	be	bi	be	bi
bi	bi	bi	bi	bi

𠄎 𠄎
repeated

231 The next sign is ni, 𒀭, made 𒀭, 𒀭, 𒀭. Try it:

ni	ni	ni	ni	ni
ni	ni	ni	ni	ni

Transliterate:

𒀭 𒀭 𒀭 = _____
 𒀭 𒀭 𒀭 = _____

𒀭
repeated

Put into cuneiform:

ni-du-tu
'unworked land'
an-ni-um
'this'

an-ni-iš
'here'

ni-sa-an-nu
'(a month-name)'

Practice ni until you feel sure of it.

ni	ni	ni	ni	ni
ni	ni	ni	ni	ni

𒀭 𒀭 𒀭
 𒀭 𒀭 𒀭

𒀭
repeated

232 The next sign ir, er, 𒄀, is exactly like ni, 𒄁, except that it has one more vertical:
 𒄀, 𒄁, 𒄂, 𒄃, 𒄄. Try it:

ir	ir	ir	ir	ir
ir	ir	ir	ir	ir

Transliterate:

𒄀 𒄁 𒄂 𒄃

= _____

𒄀 𒄁 𒄂 𒄃 𒄄

= _____

𒄀

repeated

Put into cuneiform:

*ir-ta-du
 'they led each other'

gi-ir-ru
 'road'

i-ir-ti

'of a
 breast'

ir-ni-ta-ka

'your
 victory'
 (accusative)

Practice ir. Remember only one vertical keeps it from being ni.

ir	ni	ir	ni	ir
ir	ir	ir	ir	ir

𒄀 𒄁 𒄂 𒄃 𒄄

𒄀 𒄁 𒄂 𒄃 𒄄

𒄀 𒄁

repeated

295 The next sign is pa, 𠄎 . Beginning like ni, 𠄎 , it has a single vertical that cuts both lines: 𠄎 , 𠄎 , 𠄎 . Try it:

pa	pa	pa	pa	pa
pa	pa	pa	pa	pa

Put into cuneiform:

pa-aš-tu
'dagger'

pa-ag-ru
'body'

𠄎

repeated

Transliterate:

𠄎 𠄎 = _____

𠄎 𠄎 𠄎 𠄎 𠄎 = _____

𠄎 𠄎

𠄎 𠄎 𠄎

Practice pa until you feel sure you know it.

pa	pa	pa	pa	pa
pa	pa	pa	pa	pa

pa-du
'to shut
in'

i-na pa-ni-ka
'before you'

𠄎

repeated

296 The next sign is GIŠ, 𒄠, a logogram for 'wood' with the Akkadian equivalent iṣu. It is also used as a determinative before names of wooden objects. Further, it has the value is (iz, iṣ) as a syllabic value. It is exactly like pa, 𒄡, except that its horizontals do not cut the vertical. Try it: 𒄠, 𒄡.

GIŠ	GIŠ	GIŠ	GIŠ	GIŠ
GIŠ	GIŠ	GIŠ	GIŠ	GIŠ

Transliterate: 𒄠 𒄠 = _____

𒄠 𒄡 𒄡 = _____

𒄠
repeated

Put into cuneiform:

ni-is-sa-tu 'lament'

GIŠ.GI(=apu) 'reed thicket'			

bi-is
'there-
after'
GIŠ.AB.BA
=kušabku
'(a thorn
tree)'

Practice GIŠ until you feel sure of it.
Keep it distinct in your mind from pa.

GIŠ	pa	GIŠ	pa	GIŠ
GIŠ	GIŠ	GIŠ	GIŠ	GIŠ

𒄠 𒄠 𒄠
𒄡
𒄠 𒄡 𒄡

𒄠 𒄠
repeated

297 The next sign is GU₄, 𒄠, a logogram for 'ox' with the Akkadian equivalent alpu. It is GIŠ with two diagonals following. Try it: 𒄠, 𒄠, 𒄠.

GU ₄	GU ₄	GU ₄	GU ₄	GU ₄
GU ₄	GU ₄	GU ₄	GU ₄	GU ₄

Transliterate: 𒄠 𒄠 = _____ 𒄠
 𒄠 𒄠 = _____ repeated

Put into cuneiform:

d(=DINGIR) GU₄.AN(=DINGIR).NA

(logogram for the god Amurru)

--	--	--	--

GU₄.GIŠ=alpu
 nīri 'yoke
 ox'
 GU₄.AM=rīmu
 'wild steer'

Practice GU₄ until you feel sure of it. Be sure to keep it distinct in your mind from GIŠ.

𒄠 𒄠
 𒄠 𒄠

GU ₄	GIŠ	GU ₄	GIŠ	GU ₄
GU ₄	GU ₄	GU ₄	GU ₄	GU ₄

𒄠 𒄠
 repeated

298 The next sign, al, 𒀭, begins with GIŠ but has an additional 𒀭. It is written 𒀭, 𒀭, 𒀭, 𒀭, 𒀭. Try it:

al	al	al	al	al
al	al	al	al	al

Transliterate:

𒀭 𒀭 𒀭 𒀭 = _____

𒀭 𒀭 𒀭 𒀭 = _____

𒀭

repeated

Put into cuneiform:

na-al-ba-nu 'brick mold'

--	--	--	--

la-al-la-ru
'lamentation
priest'

ta-al-la-ak
'you go'

al-li 'of a hoe'

--	--

Practice al until you feel sure of it.

al	al	al	al	al
al	al	al	al	al

𒀭 𒀭

𒀭 𒀭

𒀭 𒀭

𒀭

repeated

306 The next sign is up, ub, ~~𠄎~~, which begins like GIŠ, 𠄎, but has diagonal wedges attached:
 𠄎, 𠄎, 𠄎, 𠄎, 𠄎. Try it:

up	up	up	up	up
up	up	up	up	up

Transliterate:

𠄎 𠄎 𠄎 𠄎 = _____

𠄎 𠄎 𠄎 = _____

𠄎

repeated

Put into cuneiform:

hu-ub-tim 'of robbery'

--	--	--

hu-ub-ta-tu 'a type of loan'

--	--	--	--

tu(=du)-up-
pa-am
 'tablet'
 (accusative)

nu-up-tu
 'special
 gift'

Practice up until you feel sure of it.

up	up	up	up	up
up	up	up	up	up

𠄎 𠄎 𠄎

𠄎 𠄎

𠄎 𠄎

𠄎

repeated

308 The next sign is e, 𠄎 . It too starts like GIŠ, 𠄎 , but has another vertical made up of two smaller verticals: 𠄎 , 𠄎 , 𠄎 . Try it:

e	e	e	e	e
e	e	e	e	e

Transliterate: 𠄎 𠄎 = _____
 𠄎 𠄎 𠄎 = _____

𠄎
repeated

Put into cuneiform:

*e-ri-du 'I went down'
 (subjunctive, rare form)

--	--	--

e-gi-tu 'negligence'

--	--	--

e-mu
'father-in-law'
e-li-iš
'on top'

Practice e until you are sure you can recognize it.

e	e	e	e	e
e	e	e	e	e

𠄎 𠄎 𠄎 𠄎
 𠄎 𠄎 𠄎 𠄎

𠄎
repeated

318 The next sign is ú, 𐎠𐎢𐎽 . The acute accent on the u indicates that this sign is the second in theoretical frequency of signs that are read u. ú begins with GIŠ. Try ú: 𐎠 , 𐎠𐎢 , 𐎠𐎢𐎽 .

ú	ú	ú	ú	ú
ú	ú	ú	ú	ú

Transliterate:

𐎠𐎢𐎽 𐎠𐎢𐎽 𐎠𐎢𐎽 𐎠𐎢𐎽 = _____

𐎠 𐎢 𐎠𐎢𐎽 = _____

𐎠𐎢𐎽

repeated

Put into cuneiform:

ú-ub-la
'he brought me'

ú-nu-tu
'utensil'

ú-na-ak-ka-ru
'they change'

ba-nu-ú
'excellent'

Practice ú until you feel sure of it.

ú	ú	ú	ú	ú
ú	ú	ú	ú	ú

𐎠𐎢𐎽 𐎠𐎢𐎽 𐎠𐎢𐎽

𐎠𐎢𐎽 𐎢 𐎠𐎢𐎽

On the next page is a quiz on all the signs studied so far.

𐎠𐎢𐎽

repeated

Section Four

QUIZ

1. be	2. ba	3. ab	4. ru	5. nam	6. GU ₄
7. al	8. nu	9. uk	10. IKU	11. kum	12. bi
13. GIŠ	14. zu	15. GUR	16. sa	17. šar	18. ši
19. tum	20. tu	21. zi	22. pa	23. li	24. aš
25. il	26. ni	27. ri	28. as	29. ka	30. ú
31. ir	32. um	33. tim	34. mu	35. en	36. up
37. in	38. la	39. iš	40. ti	41. SAG	42. am
43. ak	44. DUMU	45. uš	46. na	47. i	48. hu
49. qa	50. du	51. e	52. bí	53. šum	54. qi
55. ia	56. ta	57. ik	58. si	59. at	60. DINGIR

ANSWERS

1. 丁 2. 子 3. 丑 4. 酉 5. 亥 6. 戌
 7. 戌 8. 丁 9. 酉 10. 酉 11. 戌 12. 丑
 13. 丑 14. 丑 15. 酉 16. 酉 17. 酉 18. 酉
 19. 戌 20. 酉 21. 亥 22. 丑 23. 酉 24. 丁
 25. 戌 26. 酉 27. 丑 28. 酉 29. 丑 30. 丑
 31. 酉 32. 丑 33. 戌 34. 亥 35. 戌 36. 戌
 37. 酉 38. 丑 39. 丑 40. 亥 41. 丑 42. 丑
 43. 戌 44. 戌 45. 酉 46. 丁 47. 丑 48. 丑
 49. 亥 50. 戌 51. 丑 52. 酉 53. 戌 54. 亥
 55. 丑 56. 酉 57. 亥 58. 丑 59. 丑 60. 丑

If you missed a sign, practice it here. If you missed more than one, go back to the part where each sign was first presented and work through it again. Then go on to Section Five.

Sign _____ :

--	--	--	--	--	--

Section Five

319 The next sign is qá, ga, 𐎧𐎢𐎥, which is like ú, 𐎧𐎢𐎥, except for its final diagonals. Try it: 𐎧, 𐎧𐎢, 𐎧𐎢𐎥.

qá	qá	qá	qá	qá
qá	qá	qá	qá	qá

Transliterate: 𐎧𐎢𐎥 𐎧𐎢𐎥 𐎧𐎢𐎥 = _____

𐎧𐎢𐎥 𐎧𐎢𐎥 𐎧𐎢𐎥 = _____

𐎧𐎢𐎥

repeated

Put into cuneiform:

la-ga-ru 'type of priest'

--	--	--	--

ta-qá-an-ni 'you will retain'

--	--	--	--

ga-la-tu
'to shake
with fear'
qá-qá-ri
'of earth'

Practice qá. Be sure to keep it distinct from ú.

qá	ú	qá	ú	qá
qá	qá	qá	qá	qá

𐎧𐎢𐎥 𐎧𐎢𐎥
𐎧𐎢𐎥 𐎧𐎢𐎥
𐎧𐎢𐎥

𐎧𐎢𐎥 𐎧𐎢𐎥

repeated

324 The next sign is É, 𒂗, a logogram for 'house' with the Akkadian translation bītu. It is very much like ú, 𒂗, but it has four verticals and no trailing horizontals. Try it:

𒂗, 𒂗, 𒂗.

É	É	É	É	É
É	É	É	É	É

Transliterate: 𒂗 𒂗 = _____ 𒂗
 𒂗 𒂗 = _____ repeated

Put into cuneiform: É du-ri 'fortress'

--	--	--

É gi-iz-zi 'shearing shed'

--	--	--	--






DUMU.É= mār bīti
 'adminis-
 trator of
 a 'house-
 hold'
 É.GU₄= bīt alpi
 'cattle
 shed'

Practice É until you feel sure of it. Keep it distinct in your mind from ú.







É	É	É	É	É
É	ú	É	ú	É

𒂗 𒂗
 𒂗 𒂗
 𒂗

𒂗 𒂗
 repeated

328 The next sign is ra, , written , , , . Try it:

ra	ra	ra	ra	ra
ra	ra	ra	ra	ra

Transliterate:    * = _____ 
  * = _____ repeated

Put into cuneiform:

ra-pa-aš-tum 'wide'

--	--	--









na-ra-am-tu 'beloved'

--	--	--	--

ra-ga-mu
'to yell'
ba-ra-mu
'to be or
become
multicolored'

Practice ra until you feel sure of it.

ra	ra	ra	ra	ra
ra	ra	ra	ra	ra


repeated

330 The next sign is LÚ, 𒌦, a logogram for 'man', translated by Akkadian amīlu. It is also used as a determinative before names of professions. LÚ begins like ra, 𒊩, but ends with three horizontals above three verticals.

Try it: 𒊩, 𒊩, 𒌦.

LÚ	LÚ	LÚ	LÚ	LÚ
LÚ	LÚ	LÚ	LÚ	LÚ

Transliterate:

𒌦 𒊩 𒊩 𒊩 = _____

𒊩 𒌦 = _____

𒌦

repeated

Put into cuneiform:

LÚ ta-am-ka-ru 'merchant'

--	--	--	--	--

LÚ e-ši-ra 'relief carver' (accusative)

--	--	--	--

LÚ la-si-mu
'messenger'

SAG LÚ =
reš amīli
'a man's
head'

Practice LÚ and in, which is similar to it.

LÚ	in	LÚ	in	LÚ
LÚ	LÚ	LÚ	LÚ	LÚ

𒌦 𒊩 𒊩
𒊩 𒊩 𒊩
𒌦 𒌦 𒌦
𒊩

𒌦 𒌦

repeated

334 The next sign is it, id, ~~𐎠𐎢~~, which resembles am, ~~𐎠𐎢~~, with an additional "broken" horizontal and vertical: ~~𐎠𐎢~~, ~~𐎠𐎢~~, ~~𐎠𐎢~~, ~~𐎠𐎢~~. Try it:

it	it	it	it	it
it	it	it	it	it

Transliterate:

~~𐎠𐎢~~ 𐎠𐎢 = _____
~~𐎠𐎢~~ 𐎠𐎢 𐎠𐎢 𐎠𐎢 = _____

~~𐎠𐎢~~
repeated

Put into cuneiform:

bi-it-ru-ú 'pretty'

--	--	--	--

zi-it-tu 'share'

--	--	--

it-bi 'he
got up'
id-ra-nu-um
'potash'

Practice it until you feel sure of it.

it	it	it	it	it
it	it	it	it	it

𐎠𐎢 𐎠𐎢 𐎠𐎢
𐎠𐎢
𐎠𐎢 𐎠𐎢
𐎠𐎢

~~𐎠𐎢~~
repeated

335 Da, दा, is very like it, but da has two verticals: दा, दा, दा, दा, दा.

Try it:

da	da	da	da	da
da	da	da	da	da

Transliterate: दा दा = _____

दा दा दा दा = _____

दा

repeated

Put into cuneiform:

da-an-nu 'strong'

da-al-tu 'door'

*ti-da
'you knew'

da-ri-iš
'forever'

Practice da and be sure to keep it distinct in your mind from it.

da	it	da	it	da
da	da	da	da	da

दा दा दा

दा दा

दा

दा दा

repeated

342 The next sign is ma, 𠂔, written:
𠂔, 𠂔, 𠂔. Try it:

ma	ma	ma	ma	ma
ma	ma	ma	ma	ma

Put into cuneiform:

ma-al-ka-am 'advice' (accusative)

--	--	--	--	--

ú-ma-al-li 'he fills'

--	--	--	--	--

𠂔

repeated

Transliterate:

𠂔 𠂔 𠂔 = _____

𠂔 𠂔 𠂔 = _____

𠂔 𠂔 𠂔

𠂔

𠂔 𠂔 𠂔

𠂔

Practice ma until you feel sure of it.

ma	ma	ma	ma	ma
ma	ma	ma	ma	ma

ma-da-du

'to measure'

ma-ga-ru

'to approve'

𠂔

repeated

343 The next sign is GAL, 𒄠, a logogram for 'great', translated by Akkadian rabû. It is ma, 𒄠, with a trailing horizontal. Try it:
𒄠, 𒄠, 𒄠.

GAL	GAL	GAL	GAL	GAL

GAL GAL GAL GAL GAL

Transliterate:

𒄠 𒄠 𒄠 = _____
𒄠 𒄠 𒄠 = _____

𒄠
repeated

Put into cuneiform:

DINGIR GAL=ilu rabû
'great god'

GAL.LÚ.SAG=rab reši
'general'

--	--

--	--	--

𒄠ar-ru GAL
'great
king'

*GAL bi-tu-tu
'household
administration' (lit-
erally
'great-
household-
ness')







Practice GAL until you feel sure of it.
Keep it distinct in your mind from ma.

GAL	ma	GAL	ma	GAL

GAL GAL GAL GAL GAL

𒄠 𒄠
𒄠 𒄠
𒄠

𒄠 𒄠
repeated

353 The next sign is ša, , similar to da, , but with four horizontals: , , , . Try it:

ša	ša	ša	ša	ša
ša	ša	ša	ša	ša

Transliterate:

= _____



repeated

= _____

Put into cuneiform:

ša-la-mu
'to be whole'



ga-ša-ru
'to be strong'

ša-du
'mountain'

ša-mu
'to buy'

Practice ša and da.

ša	da	ša	da	ša
ša	ša	ša	ša	ša

repeated

354 The next sign is šu, 𠄎 : 𠄎, 𠄎, 𠄎. Unlike ša, šu's bottom horizontal is longer than the others. Try it:

šu	šu	šu	šu	šu
šu	šu	šu	šu	šu

Transliterate: 𠄎 𠄎 𠄎 = _____
 𠄎 𠄎 𠄎 = _____

𠄎
repeated

Put into cuneiform:

šu-ub-la-am (no meaning)

--	--	--	--

šu-ub-nu
'to cause to build'
e-li-šu
'on him'

re-šu 'head'

--	--

Practice šu.

šu	šu	šu	šu	šu
šu	šu	šu	šu	šu

𠄎 𠄎 𠄎
𠄎
𠄎 𠄎

𠄎
repeated

367 The next sign is še, 𒊿, which is the second element in the sign mu, 𒄠. It is written [^], 𒊿, 𒊿. Try it:

še	še	še	še	še
še	še	še	še	še

Transliterate:

𒊿 𒄠 = _____
 𒊿 𒊿 𒊿 𒄠 = _____

𒊿
repeated

Put into cuneiform:

še-mu 'to hear'

ni-še 'lions'

--	--

--	--

še-ú
'barley'
mu-še-še-er
'one who
puts in
order'

Practice še until you feel sure of it.

še	še	še	še	še
še	še	še	še	še

𒊿 𒊿
𒄠 𒊿

𒊿
repeated

371 The next sign is pu, bu, 𒍪𒍪, which is še plus aš, 𒀭 + 𒍪. Try it:

pu	pu	pu	pu	pu
pu	pu	pu	pu	pu

Transliterate: 𒍪𒍪 𒀭𒍪 = _____

𒀭𒍪

𒀭𒍪 𒍪𒍪 𒀭𒍪 = _____

repeated

Put into cuneiform:

pu-bu 'replacement'

bu-ug-li 'of malt'

na-bu
'to call'

pu-ri-du
'leg'

--	--	--	--	--

Practice pu to keep it distinct in your mind from mu.

pu	mu	pu	mu	pu
pu	pu	pu	pu	pu

𒍪𒍪 𒍪𒍪

𒍪𒍪 𒍪𒍪

𒍪𒍪

𒀭𒍪 𒀭𒍪
repeated

376 The next sign is te, 𐎧𐎠, which is še,
𐎧𐎠, plus a vertical. Try it: _____.

te	te	te	te	te
te	te	te	te	te

Transliterate: 𐎧𐎠 𐎧𐎠 = _____

𐎧𐎠 𐎧𐎠 = _____

𐎧𐎠
repeated

Put into cuneiform:

te-ru-ub 'you entered'

--	--	--

*ir-te-šu 'they got'

--	--	--



te-bu
'to rise
up'
te-nu-ú
'pendant'

Practice te and pu.


te	pu	te	pu	te
te	te	te	te	te

𐎧𐎠 𐎧𐎠
𐎧𐎠 𐎧𐎠

𐎧𐎠 𐎧𐎠
repeated

381 The next sign, , has several values. The following logographic values are most common: UTU = Šamaš 'the sun god', BABBAR = pešû 'white, shining', and U₄ = ûmu 'day'. It also has the syllabic values tam and ut, ud. We will refer to it as the UTU sign, but only the context can show you which reading to use. UTU is the last element inscribed in the sign uk, . Try it:

UTU	UTU	UTU	UTU	UTU
UTU	UTU	UTU	UTU	UTU

Transliterate: 


repeated

= _____

 = _____

^dUTU-mu-ba-
al-li-iš
'Šamaš-makes
live' (a
personal
name)
tam-gi-ti
'of a joyous
song'

Put into cuneiform:

li-mu-ut-tim 'of wickedness'

--	--	--	--

šar-ra-tam 'queen' (accusative)

--	--	--

Practice UTU until you feel sure of it.
Recognizing its various values will come with practice.

UTU	UTU	UTU	UTU	UTU
UTU	UTU	UTU	UTU	UTU

𒌷 𒌷 𒌷
𒌷
𒌷 𒌷 𒌷

𒌷
repeated

383 The next sign is wa, 𐎠𐎡, also read wi, wu, or pi. It consists of UTU, 𐎠, plus aš, 𐎡. Try it:

wa	wa	wa	wa	wa
wa	wa	wa	wa	wa

Transliterate: 𐎠𐎡𐎡 = _____ 𐎠𐎡
 𐎠𐎡𐎡 = _____ repeated

Put into cuneiform:

wu-uš-šu-ru 'to liberate'

--	--	--	--

pi-it-qa 'fashioning'

--	--	--

wa-la-du
'to give birth'
wa-qa-ru
'to be costly'

As you see, it is context only that determines the reading of wa. Practice wa until you are sure of it, and keep it distinct in your mind from UTU.

wa	UTU	wa	UTU	wa
wa	wa	wa	wa	wa

𐎠𐎡𐎡
 𐎡𐎡
 𐎠𐎡𐎡𐎡

On the next pages is a quiz on all the signs studied so far.

𐎠𐎡 𐎠
 repeated

Section Five

QUIZ

1. šar	2. i	3. qi	4. mu	5. bī
6. aš	7. tum	8. pa	9. ħu	10. si
11. la	12. ma	13. ir	14. zu	15. am
16. ru	17. il	18. DUMU	19. uk	20. UTU
21. ab	22. uš	23. zi	24. ba	25. in
26. tu	27. bi	28. da	29. SAG	30. ka
31. du	32. kum	33. ú	34. GUR	35. ia
36. um	37. e	38. qa	39. as	40. GU ₄
41. ni	42. en	43. ta	44. ra	45. LÚ
46. be	47. GIŠ	48. ša	49. ik	50. GAL

51. wa	52. sa	53. še	54. ak	55. ri

56. te	57. iš	58. IKU	59. na	60. ʒi

61. É	62. up	63. DINGIR	64. nu	65. šum

66. al	67. ti	68. li	69. nam	70. tim

71. pu	72. at	73. it	74. šu	75. qá

ANSWERS

- | | | | | |
|-------|-------|-------|-------|-------|
| 1. 𠄎 | 2. 𠄎 | 3. 𠄎 | 4. 𠄎 | 5. 𠄎 |
| 6. 𠄎 | 7. 𠄎 | 8. 𠄎 | 9. 𠄎 | 10. 𠄎 |
| 11. 𠄎 | 12. 𠄎 | 13. 𠄎 | 14. 𠄎 | 15. 𠄎 |
| 16. 𠄎 | 17. 𠄎 | 18. 𠄎 | 19. 𠄎 | 20. 𠄎 |
| 21. 𠄎 | 22. 𠄎 | 23. 𠄎 | 24. 𠄎 | 25. 𠄎 |
| 26. 𠄎 | 27. 𠄎 | 28. 𠄎 | 29. 𠄎 | 30. 𠄎 |
| 31. 𠄎 | 32. 𠄎 | 33. 𠄎 | 34. 𠄎 | 35. 𠄎 |
| 36. 𠄎 | 37. 𠄎 | 38. 𠄎 | 39. 𠄎 | 40. 𠄎 |
| 41. 𠄎 | 42. 𠄎 | 43. 𠄎 | 44. 𠄎 | 45. 𠄎 |
| 46. 𠄎 | 47. 𠄎 | 48. 𠄎 | 49. 𠄎 | 50. 𠄎 |
| 51. 𠄎 | 52. 𠄎 | 53. 𠄎 | 54. 𠄎 | 55. 𠄎 |
| 56. 𠄎 | 57. 𠄎 | 58. 𠄎 | 59. 𠄎 | 60. 𠄎 |
| 61. 𠄎 | 62. 𠄎 | 63. 𠄎 | 64. 𠄎 | 65. 𠄎 |
| 66. 𠄎 | 67. 𠄎 | 68. 𠄎 | 69. 𠄎 | 70. 𠄎 |
| 71. 𠄎 | 72. 𠄎 | 73. 𠄎 | 74. 𠄎 | 75. 𠄎 |

If you missed one sign, practice it here. If you missed more than one, go back to the places where those signs were first presented and work through the sections on each again. Then go on to Section Six.

Sign _____ :

--	--	--	--	--	--

Section Six

384 The next sign is ŠÀ, 𒊿, a logogram for 'heart', translated by Akkadian libbu. It is UTU, 𒌦, with two following verticals. Try it: 𒊿, 𒊿, 𒊿.

ŠÀ	ŠÀ	ŠÀ	ŠÀ	ŠÀ
ŠÀ	ŠÀ	ŠÀ	ŠÀ	ŠÀ

Transliterate:

𒊿 𒊿 𒊿 𒊿 𒊿

= _____

𒊿 𒊿

= _____

𒊿

repeated

Put into cuneiform:

i-na ŠÀ É 'inside a house'

--	--	--	--

^dŠÀ.ZU '(a name for the god Marduk)

--	--	--

i-na ŠÀ LÚ
'in a man's
heart'ŠÀ.TAM=
šatammu'(an
official)'

Practice ŠÀ until you feel sure of it. Keep it distinct in your mind from UTU and wa.

ŠÀ UTU ŠÀ wa ŠÀ

ŠÀ	wa	ŠÀ	UTU	ŠÀ



𒊿 𒌦 𒊿

𒊿

𒊿 𒌦 𒊿

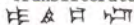
𒊿 𒌦 𒊿

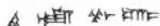
repeated

396 The next sign is hi,  . It is the last element of gi,  . Try it:

hi	hi	hi	hi	hi
hi	hi	hi	hi	hi

Transliterate:

 = _____

 = _____


repeated

Put into cuneiform:

É hi-la-an-ni 'type of palace'

--	--	--	--	--

*i-na mu-hi 'before'

--	--	--	--

*i-hi-is-su
"his teaching"
*hi-li-bu-ú
'(a stone)'

Practice hi to keep it distinct in your mind from the similar sign še.

hi	še	hi	še	hi
hi	hi	hi	hi	hi




repeated

398 The next sign is ah, ih, eh, uh, אה. It begins with hi, אה, אה. Try it:

ah	ah	ah	ah	ah
ah	ah	ah	ah	ah

Transliterate:

אה אה אה = _____

אה אה אה = _____

אה אה

repeated

Put into cuneiform:

ah-hi 'of brothers'

--	--

pu-uh-hu-ru 'to assemble'

--	--	--	--

ih-su-uh

'he desired'

mu-uh-hu

'front'

Practice ah until you feel sure of it.

ah	ah	ah	ah	ah
ah	ah	ah	ah	ah

אה אה אה

אה אה אה

אה אה אה

אה אה

repeated

399 The next sign is im, em, 𒄠 . It is the reverse of gi, 𒄡 . Try it:

im	im	im	im	im
im	im	im	im	im

Transliterate:

𒄠 𒄠 𒄠

= _____

𒄠 𒄠 𒄠 𒄠

= _____

𒄠

repeated

Put into cuneiform:

ni-iš i-li-im 'oath of a god'

--	--	--	--	--

im-ma-ru 'they see'

--	--	--

im-du-um
'support'

e im-ra-aš
'let him
not worry'

Practice im and keep it distinct in your mind from gi.

im	gi	im	gi	im
im	im	im	im	im

𒄠 𒄠

𒄠 𒄠 𒄠

𒄠 𒄠 𒄠

𒄠 𒄠

repeated

406 The next sign is kam, 𐎎𐎍 . It is used as a syllabic value, but it is also used as a logogram, read KAM, to indicate that the preceding sign is to be read as a number. The logographic use will be encountered later when we have learned some number signs. Kam is hi, 𐎎 , plus be, 𐎎𐎍 . Try it: 𐎎 , 𐎎 , 𐎎𐎍 .

kam	kam	kam	kam	kam
kam	kam	kam	kam	kam

Transliterate:

𐎎𐎍 𐎎𐎍 𐎎𐎍 𐎎𐎍

= _____

𐎎𐎍 𐎎𐎍 𐎎𐎍

= _____

𐎎𐎍

repeated

Put into cuneiform:

kam-mu '(a fungus)'

--	--

kam-kam-ma-tu
'(kind of ring)'

na-kam-tum
'storehouse'

kam-ma-al šar-ru-ti 'adversary(?) of kingship'

--	--	--	--	--

Practice kam until you feel sure of it.
Keep it distinct in your mind from aḫ.

kam aḫ kam aḫ kam

kam kam kam kam kam

𐎎𐎍 𐎎𐎍

𐎎𐎍 𐎎𐎍

𐎎𐎍 𐎎𐎍

𐎎𐎍 𐎎𐎍

repeated

411 The next sign is the logogram for the number 10, <, read U in Sumerian and ešir in Akkadian. It is merely a single diagonal wedge. Try it:

U	U	U	U	U
U	U	U	U	U

Transliterate:

𐎠 < 𐎠 < = _____

𐎠𐎠 < 𐎠 < = _____

<

repeated

Put into cuneiform:

É 10-KAM 'tenth house'

--	--	--

tu(=du)-up-pu 10-KAM '10th tablet'

--	--	--	--	--

U₄ 10-KAM

'10th day'

LÚ 10-KAM

'10th man'

Practice U until you feel sure of it.

U	U	U	U	U
U	U	U	U	U

𐎠 < 𐎠 <

𐎠𐎠 𐎠𐎠 𐎠𐎠

< 𐎠 <

<

repeated

427 The next sign is mi, 𠄎, which begins with U. Try it: < , 𠄎 , 𠄎 .

mi	mi	mi	mi	mi
mi	mi	mi	mi	mi

Transliterate:

𠄎 𠄎 𠄎 = _____

𠄎 𠄎 𠄎 = _____

𠄎

repeated

Put into cuneiform:

*Mi-gi-ir-i-li 'assent of god' (a personal name)

--	--	--	--	--

um-mi-šu

'of his

mother'

mi-iṣ-ru-um

'border'

e-mi-id 'I put'

--	--	--

Practice mi until you feel sure of it.

mi	mi	mi	mi	mi
mi	mi	mi	mi	mi






𠄎 𠄎 𠄎

𠄎 𠄎 𠄎

𠄎 𠄎 𠄎

𠄎

repeated

433 The next sign is nim, , which starts like mi, , but ends in a diagonal wedge and a vertical wedge. Try it: , , .

nim	nim	nim	nim	nim
nim	nim	nim	nim	nim

Transliterate:

  = _____

      = _____



repeated

Put into cuneiform:

da-na-nim 'of strength'

--	--	--

i-ša-pu-ru-nim 'they will send to me'

--	--	--	--	--

nim-ru

'leopard'

nim-gal-li

du-ri '(a
siege
device)'

Practice nim until you feel sure of it. Be sure to keep it separate in your mind from mi.

nim	mi	nim	mi	nim
nim	nim	nim	nim	nim






 





 

repeated





435 The next sign is lam, , which is distinguished from nim, , by having one more vertical at the end. Try it: , , .

lam	lam	lam	lan	lam
lam	lam	lam	lan	lam

Transliterate:

= _____

= _____



repeated

Put into cuneiform:

i-lam-ma-du 'they will understand'

--	--	--	--	--

GIS lam-mu 'almond tree'

--	--	--	--

ši-il-lam

'shadow'
(accusative)

*ša-lam^{dUTU}
'sunset'

Practice lam until you feel sure of it. Be sure to keep it distinct in your mind from nim.

lam	nim	lam	nim	lam
lam	lam	lam	lam	lam






  








  

repeated

437 The next sign is AMAR, , a logogram for 'calf', with the Akkadian translation būru. It resembles mi, , but has two diagonal wedges at the end. Try it: , , .

AMAR	AMAR	AMAR	AMAR	AMAR
AMAR	AMAR	AMAR	AMAR	AMAR

Transliterate:   = _____ 
  = _____ repeated

Put into cuneiform:

^dAMAR.UTU=Marduk (a god)

--	--	--

AMAR.^dEN.ZU=Būr-Sîn (a personal name)

--	--	--	--







AMAR-ni
'our calf'
AMAR.GA=
būr šizbi
'suckling'
(literally
'calf of
milk')

Practice AMAR until you feel sure of it. Be sure not to confuse it with mi.

AMAR	mi	AMAR	mi	AMAR
AMAR	AMAR	AMAR	AMAR	AMAR




  
  


 
repeated

441 The next sign is ul, , which is GU₄,
, preceded by U, .
 Try it: , , .

ul	ul	ul	ul	ul
ul	ul	ul	ul	ul

Transliterate:

   = _____

  = _____

 repeated

Put into cuneiform:

bu-ul-ta(=da)-am 'life' (accusative)

--	--	--	--









bu-ul-la-nu 'a garment'

--	--	--	--


i-pu-ul
 'he
 answered'
ul-tu
 'from'

Practice ul until you are sure of it. Be
 sure to keep it distinct in your mind from GU₄.

ul	GU ₄	ul	GU ₄	ul
ul	ul	ul	ul	ul

 
 repeated

449 The next sign is ši, , which also starts with U. Try it: < , < , < .

ši	ši	ši	ši	ši
ši	ši	ši	ši	ši

Transliterate:

   = _____

    = _____


repeated

Put into cuneiform:

ka-ši-id 'it is conquered'

--	--	--

i-na-aš-ši 'he lifts'








--	--	--	--

ši-im-tu
'fate'




ši-hi-it-tum
'(a plant)'

Practice ši until you feel sure of it and can distinguish it from wa.

ši	wa	ši	wa	ši
ši	ši	ši	ši	ši


 
repeated

451 The next sign is ar, , which is ši,
, plus ri, . Try it:

ar	ar	ar	ar	ar
ar	ar	ar	ar	ar

Transliterate:

 = _____

  = _____


repeated

Put into cuneiform:

ša-ar ma-ti 'king of the land'

--	--	--	--





ar-na-ba-tim 'hares'

--	--	--	--







ar-nu
'sin'
ma-ar-ti-ka
'of your
daughter'

Practice ar until you feel sure of it.

ar	ar	ar	ar	ar
ar	ar	ar	ar	ar









repeated

455 The next sign is ù, , which is š, , plus lu, , a sign to be learned later. This sign is frequently used for the word ù 'and'. Try it:  ,  ,  .

ù	ù	ù	ù	ù
ù	ù	ù	ù	ù

Transliterate:


repeated

Put into cuneiform:

um-mu ù DUMU 'mother and son'

--	--	--	--	--

ša-ar-ru ù
ru-bu
'king and noble'

Practice ù until you feel sure of it.

ù	ù	ù	ù	ù
ù	ù	ù	ù	ù





repeated

457 The next sign is di, 𠄎, composed of U, 𠄎, plus a vertical, plus pa, 𠄎.

Try it: 𠄎, 𠄎, 𠄎.

di	di	di	di	di
di	di	di	di	di

Put into cuneiform:

ti-di 'you know'

di-im-tu 'tower'

--	--

--	--	--

𠄎

repeated

Transliterate:

𠄎 𠄎 = _____

𠄎 𠄎 𠄎 𠄎 = _____

𠄎 𠄎 𠄎

𠄎 𠄎 𠄎 𠄎

Practice di until you feel sure of it.

di	di	di	di	di
di	di	di	di	di

di-nu

'legal decision'

wa-ar-di-šu

'of his slave'

On the next pages is a quiz on all the signs studied so far.

𠄎

repeated

Section Six

QUIZ

1. ta 2. qa 3. ŠÀ 4. pa 5. lam 6. be

--	--	--	--	--	--

7. tu 8. ab 9. ni 10. ʕi 11. aḫ 12. i1

--	--	--	--	--	--

13. aš 14. uk 15. kum 16. iš 17. it 18. ti

--	--	--	--	--	--

19. te 20. ši 21. ak 22. šum 23. li 24. ḫi

--	--	--	--	--	--

25. ru 26. ba 27. ik 28. na 29. mi 30. GAL

--	--	--	--	--	--

31. GIŠ 32. um 33. mu 34. ri 35. UTU 36. ú

--	--	--	--	--	--

37. DINGIR 38. en 39. ul 40. e 41. šu 42. at

--	--	--	--	--	--

43. qá 44. GU₄ 45. ù 46. ar 47. É 48. i

--	--	--	--	--	--

49. da 50. pu 51. LÚ 52. la 53. ma 54. im

--	--	--	--	--	--

55. bí	56. si	57. bi	58. GUR	59. ša	60. di
61. še	62. in	63. ka	64. nam	65. nu	66. ra
67. zi	68. ħu	69. gi	70. al	71. DUMU	72. uš
73. am	74. IKU	75. nim	76. sa	77. tim	78. U
79. SAG	80. as	81. zu	82. AMAR	83. wa	84. up
85. tum	86. du	87. ia	88. kam	89. šar	90. ir

Section Seven

461 The next sign is ki, 𠂔, consisting of U, 𠂔, plus ku, 𠂔, a sign to be learned later. Try it: 𠂔, 𠂔, 𠂔.

ki	ki	ki	ki	ki
ki	ki	ki	ki	ki

Transliterate:
𠂔 𠂔 𠂔 𠂔 = _____

𠂔 𠂔 𠂔 = _____

𠂔
repeated

Put into cuneiform:

ki-sa-al-li 'of a vestibule'

--	--	--	--

ki-ma 'like'

--	--

ki-la-la-an
'both'
ki-iš-ru
'knot'

Practice ki to keep it separate in your mind from di.

ki	di	ki	di	ki
ki	ki	ki	ki	ki

𠂔 𠂔 𠂔
𠂔
𠂔 𠂔

𠂔 𠂔
repeated

468 The next sign is KÙ, 𒌷, a logogram for 'pure', translated by Akkadian ellu. Try it:
𒌷, 𒌷, 𒌷.

KÙ	KÙ	KÙ	KÙ	KÙ
KÙ	KÙ	KÙ	KÙ	KÙ

Transliterate: 𒌷 𒌷 = _____

𒌷 𒌷 𒌷 = _____

𒌷
repeated

Put into cuneiform:

KÙ.GI=hurāṣu 'gold'

KÙ.IM.BA=butuqqû 'loss'

--	--

--	--	--

KÙ.BABBAR=
kaspu
'silver'
LÚ.KÙ.ZU=
emqu
'wise man'

Practice KÙ until you feel sure of it.

KÙ	KÙ	KÙ	KÙ	KÙ
KÙ	KÙ	KÙ	KÙ	KÙ

𒌷 𒌷
𒌷 𒌷 𒌷

𒌷
repeated

472 The next sign, eš, <<< , is simply three U's,
 < . Try it:

eš	eš	eš	eš	eš
eš	eš	eš	eš	eš

Transliterate: <<< 𒂗 = _____ <<<
 𒂗 <<< = _____ repeated

Put into cuneiform:

eš-re-ti-šu 'of his tenth'

--	--	--	--

te-eš-mu-um 'hearing'

--	--	--	--

eš-šu
 'new'

e-eš
 'where?'

Practice eš until you feel sure of it.

eš	eš	eš	eš	eš
eš	eš	eš	eš	eš

<<< 𒂗 𒂗 𒂗
 𒂗
 𒂗 <<< 𒂗
 𒂗

<<<
 repeated

480 The next sign is DIŠ, 𒅆, a logogram for the number 1, Akkadian ištēn. It is not to be confused with aš, 𒀭, which also consists of a single wedge. Try it:

DIŠ	DIŠ	DIŠ	DIŠ	DIŠ
DIŠ	DIŠ	DIŠ	DIŠ	DIŠ

Transliterate:

𒅆 𒅆 𒅆 𒅆 𒅆 = _____

𒅆 𒅆 𒅆 𒅆 𒅆 = _____

𒅆
repeated

Put into cuneiform:

É 1-KAM
'one house'

--	--	--

11 (eleven) = ištēnešret
= 10 + 1

LÚ 1-KAM
'one man'
U₄ 1-KAM
'one day'

Practice DIŠ until you feel sure of it. Be sure to keep it distinct in your mind from aš.

DIŠ	DIŠ	DIŠ	DIŠ	DIŠ
DIŠ	aš	DIŠ	aš	DIŠ

𒅆 𒅆 𒅆 𒅆 𒅆
𒅆

𒅆 𒅆
repeated

532 The next sign is me, 𒄠, which is a vertical plus aš, 𒀭. Try it:

me	me	me	me	me
me	me	me	me	me

Transliterate:

𒀭 𒄠 𒀭 𒄠
 = _____
 𒄠 𒀭 𒀭 𒄠 𒀭 𒄠
 = _____

𒄠
repeated

Put into cuneiform:

Iš-me-^dEN.ZU
 'the god Sin heard' (a personal name)

eš-me-kum
 '(a stone)'
me-li-im-mi
 'of a fear-
 some look'

ka-ar-me 'ruins'







--	--	--

Practice me.

me	me	me	me	me
me	me	me	me	me



𒀭 𒄠 𒀭
 𒀭 𒄠
 𒀭 𒄠 𒀭 𒄠
 𒄠

𒄠
repeated

533 The next sign is MEŠ, , a logogram indicating the plural. It is a ligature of me, , and eš, . Try it: , , .

MEŠ	MEŠ	MEŠ	MEŠ	MEŠ
MEŠ	MEŠ	MEŠ	MEŠ	MEŠ

Transliterate:

  = _____

  = _____


repeated

Put into cuneiform:

AMAR.MEŠ=būru
'calves'

U₄.MEŠ=ūmu
'days'

É.MEŠ=
bītātu
'houses'
LÚ.MEŠ=
awīlū
'men'

Practice MEŠ until you feel sure of it. Be sure to keep it distinct in your mind from me.

MEŠ	me	MEŠ	me	MEŠ
MEŠ	MEŠ	MEŠ	MEŠ	MEŠ

 
repeated

535 The next sign, which begins like me, is ib,
ip, 𠄎 . Try it: 𠄎 , 𠄎 , 𠄎 .

ib	ib	ib	ib	ib
ib	ib	ib	ib	ib

Transliterate:

𠄎 𠄎 𠄎 = _____

𠄎 𠄎 𠄎 = _____

𠄎

repeated

Put into cuneiform:

ip-hu-ru 'they assembled'

--	--	--

ip-li-šu-nu 'of their compensation payment'

--	--	--	--

li-ib-ni
'may he
build'

ši-ib-tu
'interest'

Practice ib until you feel sure of it.

ib	ib	ib	ib	ib
ib	ib	ib	ib	ib

𠄎 𠄎 𠄎

𠄎 𠄎

𠄎 𠄎

𠄎

repeated

536 The next sign is ku, 𠄎, which is the second element in ki, 𠄎. Try it:

ku	ku	ku	ku	ku
ku	ku	ku	ku	ku

Transliterate:

𠄎 𠄎 = _____
 𠄎 𠄎 𠄎 = _____

𠄎

repeated

Put into cuneiform:

ar-ku 'long'

ku-uk-ru '(a plant)'

da-ku

'to kill'

il-li-ku

'they went'

Practice ku until you feel sure of it.

ku	ku	ku	ku	ku
ku	ku	ku	ku	ku

𠄎 𠄎 𠄎 𠄎 𠄎

𠄎 𠄎 𠄎

𠄎

repeated

537 The next sign is lu, 𠄎, which is the second element in lu, 𠄎. It is the same as ku but with one more vertical following. Try it:

lu	lu	lu	lu	lu
lu	lu	lu	lu	lu

Transliterate:

𠄎 𠄎 𠄎 = _____

𠄎 𠄎 𠄎 = _____

𠄎
repeated

Put into cuneiform:

aš-lu-uk-ka-tu 'storehouse'

--	--	--	--	--

wa-ba-lu
'to carry'

lu-ku-ul
'let me eat'

be-lu 'lord'



--	--




Practice lu to keep it distinct in your mind from ku.

lu	ku	lu	ku	lu
lu	lu	lu	lu	lu

𠄎 𠄎 𠄎
𠄎 𠄎
𠄎 𠄎





𠄎 𠄎
repeated





554 The next sign is SAL, , a logogram for 'woman', Akkadian sinništu. It is used as a determinative before women's personal and professional names. It also has the reading GEME 'female slave' with the Akkadian translation amtu. SAL begins like the middle element in up, , and has a horizontal at the end.

Try it: , ,  .

SAL	SAL	SAL	SAL	SAL
SAL	SAL	SAL	SAL	SAL

Transliterate:

    = _____

    = _____



repeated

SAL si-ib-tu
'female
witness'

SAL sa-il-tu
'female
dream
interpreter'

Put into cuneiform:

SAL.TUR(=DUMU)

=subartu

'young woman'

1 SAG.GEME

'one (head) female slave'

--	--

--	--	--

Practice SAL until you feel sure of it.

𒍪 𒍪

SAL

SAL

SAL

SAL

SAL

𒍪 𒍪 𒍪 𒍪 𒍪

SAL

SAL

SAL

SAL

SAL

On the next pages is a quiz on all the signs studied so far.

𒍪

repeated

Section Seven

QUIZ

1. wa	2. aš	3. as	4. at	5. ak
6. te	7. mi	8. GU ₄	9. si	10. kam
11. GAL	12. zi	13. zu	14. kum	15. qa
16. nim	17. up	18. ti	19. ši	20. LÚ
21. ba	22. ia	23. UTU	24. al	25. be
26. li	27. ri	28. bí	29. it	30. lu
31. du	32. ħi	33. eš	34. ib	35. GUR
36. ši	37. ma	38. en	39. pu	40. ar
41. SAG	42. uš	43. DINGIR	44. pa	45. il
46. tum	47. ku	48. mu	49. ik	50. ul

51. di 52. DUMU 53. um 54. qá 55. GIŠ

--	--	--	--	--

56. tim 57. ni 58. ù 59. aḫ 60. tu

--	--	--	--	--

61. am 62. me 63. U 64. ir 65. ru

--	--	--	--	--

66. KÙ 67. iṣ 68. ki 69. nu 70. ṣa

--	--	--	--	--

71. in 72. IKU 73. e 74. É 75. sa

--	--	--	--	--

76. ú 77. da 78. i 79. ṣu 80. DIŠ

--	--	--	--	--

81. nam 82. gi 83. na 84. ka 85. ta

--	--	--	--	--

86. im 87. ra 88. AMAR 89. ṣum 90. uk

--	--	--	--	--

91. SAL 92. MEŠ 93. ab 94. ṣe 95. lam

--	--	--	--	--

96. ḫu 97. la 98. bi 99. ṣar 100. ŠÀ

--	--	--	--	--

Section Eight

556 The next sign is nin, 𒊩, which is SAL, 𒊩, plus ma, 𒀭. As a logogram read NIN the sign means 'lady' and is translated by Akkadian beltu. Try it: 𒊩, 𒊩𒀭, 𒊩𒀭.

nin	nin	nin	nin	nin
nin	nin	nin	nin	nin

Transliterate:

𒊩𒀭𒊩 = _____
 𒊩𒀭𒊩𒀭 = _____

𒊩
repeated

Put into cuneiform:

^dNIN.GAL-um-mi
 'the goddess Ningal is my mother'
 (a personal name)

ša-nin-šu
 'his equal'

la te-nin-ni
 'do not
 punish me'

* <u>nin-da-bu</u> 'bread offering'				






Practice nin until you feel sure of it.
 Keep it distinct in your mind from SAL.

nin	SAL	nin	SAL	nin
nin	nin	nin	nin	nin

𒊩𒀭𒊩
 𒊩𒀭𒊩





𒊩𒀭𒊩𒀭

𒊩𒀭
repeated

557 The next sign is dam, , which is exactly the same as nin, , except for one additional horizontal wedge in the na element. As a logogram it is read DAM and means 'spouse' with the Akkadian equivalents mutu 'husband' and aššatu 'wife'. Try it: , , .

dam	dam	dam	dam	dam
dam	dam	dam	dam	dam

Transliterate:

= _____

= _____



repeated

dam-ga i-ni
'with
beautiful(?)
(?) eyes'

ú-ri-dam
'he came
down'

Put into cuneiform:

tám(=dam)-ka-ru 'merchant'

--	--	--

dam-tam iš-pu-uk 'he heaped up destruction(?)'

--	--	--	--	--

Practice dam until you feel sure of it. Be sure to keep it distinct in your mind from nin.

dam nin dam nin dam

dam dam dam dam dam

𒀠 𒀠

𒀠 𒀠

𒀠 𒀠

𒀠 𒀠

repeated

564 The next sign is el, 𒂗, composed of SAL's first element, plus si plus a vertical, written 𒂗, 𒂗, 𒂗. Try it:

el	el	el	el	el
el	el	el	el	el

Transliterate:

𒂗 𒂗 𒂗 = _____

𒂗 𒂗 𒂗 = _____

𒂗

repeated

Put into cuneiform:

el-ši-iš 'joyfully'

--	--	--

el-bi-iš 'proudly'

--	--	--

el-me-šu
'(a stone)'

el-li-bu
'(a plant)'

Practice el until you feel sure of it.

el	el	el	el	el
el	el	el	el	el

𒂗 𒂗 𒂗

𒂗 𒂗 𒂗

𒂗

repeated

565 The next sign is lum, 𒌦, which begins like SAL, 𒍪, but ends in four horizontals. Try it: 𒌦, 𒌦, 𒌦.

lum	lum	lum	lum	lum
lum	lum	lum	lum	lum

Transliterate:

𒌦 𒌦 𒌦 𒌦 = _____

𒌦 𒌦 𒌦 𒌦 = _____

𒌦

repeated

Put into cuneiform:

ba-la-lum 'to mix'

--	--	--

šū-lum-ki 'your (feminine) well-being'

--	--	--

šū-uk-lu-lum

'to complete'

gi-mi-il-lum

'act of kindness'

Practice lum and el.

lum	el	lum	el	lum
lum	lum	lum	lum	lum

𒌦 𒌦 𒌦

𒌦 𒌦 𒌦

𒌦 𒌦

repeated

570 The next sign is MIN, 𐎎, a logogram for the number 2, translated by Akkadian šina. It is simply two DIŠ signs, 𐎎. Try it:

MIN	MIN	MIN	MIN	MIN
MIN	MIN	MIN	MIN	MIN

Transliterate:

𐎎𐎎 𐎎 𐎎 <𐎎>

= _____

𐎎𐎎 <𐎎 𐎎 >

= _____

𐎎

repeated

Put into cuneiform:

U₄ 12(=10+2)-KAM 'twelfth day'

--	--	--

LÚ 12-KAM 'twelfth man'

--	--	--

É 2-KAM
'second
house'

SAG.AMAR
2-KAM
'second' head
(of) calf'

Practice MIN until you feel sure of it.




MIN	MIN	MIN	MIN	MIN
MIN	MIN	MIN	MIN	MIN

𐎎 <𐎎 >

𐎎𐎎 <𐎎 >





𐎎





repeated

575 The next sign is ur,  , which is the opposite of ib,  . ib has the element me,  , first. Try ur.

ur	ur	ur	ur	ur
ur	ur	ur	ur	ur

Transliterate:

    = _____

    = _____



repeated

Put into cuneiform:

pu-zu-ur 'secret of'

du-ur 'wall of'

--	--	--

--	--

im-bu-ur

'he

received'

ur-ba-ti

'of reed'

Practice ur until you feel sure of it. Keep it distinct in your mind from ib.

ur	ib	ur	ib	ur
ur	ur	ur	ur	ur

repeated

579 The next sign is a, 𒀭, the final element in e, 𒀭𒀭. Try it:

a	a	a	a	a
a	a	a	a	a

Transliterate:

𒀭 𒀭 𒀭 = _____

𒀭 <𒀭 = _____

𒀭

repeated

Put into cuneiform:

a-ka-iu 'to eat'

--	--	--

a-pu-ul 'I replied'

--	--	--

a-ma-tum
'word'

a-di
'until'

Practice a until you feel sure of it.

a	a	a	a	a
a	a	a	a	a

𒀭 𒀭 𒀭 𒀭 𒀭

𒀭 <𒀭 <𒀭

𒀭

repeated

586 The next sign is ša, za, 𒍪, which is the final inscribed element in as, 𒀭𒍪. Try it:

ša	ša	ša	ša	ša
ša	ša	ša	ša	ša

Transliterate:

𒍪 𒍪 𒍪 𒍪 = _____

𒍪 𒍪 𒍪 𒍪 = _____

𒍪

repeated

Put into cuneiform:

pa-ša-du 'to cut'

--	--	--

ša-ra-pu
'to burn'

ša-la-ni
'of becoming dark'

i-ša-a-a-ad 'he makes his rounds'

--	--	--	--	--

Practice ša until you feel sure of it. Be sure to keep it distinct in your mind from a.

ša	a	ša	a	ša
ša	ša	ša	ša	ša

𒍪 𒍪 𒍪

𒀭 𒍪 𒍪 𒍪

𒍪

𒍪 𒍪

repeated

589 The next sign is ḥa, 𐤇𐤀, which is ša, 𐤍𐤀, plus U, 𐤀. Try it:

ḥa	ḥa	ḥa	ḥa	ḥa
ḥa	ḥa	ḥa	ḥa	ḥa

Transliterate:

𐤇𐤀 𐤍𐤀 𐤇𐤀𐤀 = _____
 𐤇𐤀 𐤍𐤀 𐤇𐤀𐤀 = _____

𐤇𐤀
repeated

Put into cuneiform:

ḥa-ah-ḥu 'spittle'

--	--	--

ḥa-du-ú 'to be happy'

--	--	--







ḥa-ru-bu
'carob'
te-er-ḥa-tu
'bride
price'

Practice ḥa until you feel sure of it. Be sure to keep it distinct in your mind from ša.

ḥa	ša	ḥa	ša	ḥa
ḥa	ḥa	ḥa	ḥa	ḥa


𐤇𐤀 𐤍𐤀 𐤇𐤀 𐤍𐤀 𐤇𐤀
 𐤇𐤀 𐤇𐤀 𐤇𐤀 𐤇𐤀 𐤇𐤀

𐤇𐤀 𐤇𐤀
repeated

595 The next sign is GÍN, , a logogram for 'sheqel', a small measure of weight equivalent to about 8.33 grams in some periods; the Akkadian translation is šiqḷu. Try it: , ,  .
,  .

GÍN	GÍN	GÍN	GÍN	GÍN
GÍN	GÍN	GÍN	GÍN	GÍN

Transliterate:

𒀭  <𒀭 𒀭> = _____

<𒀭 𒀭> <𒀭 𒀭> = _____


repeated

Put into cuneiform:

i-na 1 GÍN GAL 'according to one large sheqel'

--	--	--	--	--



2 GÍN za-ba-lum '2 sheqels of (a resin)'

--	--	--	--	--

1 GÍN
KÙ.BABBAR
'1 sheqel
silver'
10 GÍN
KÙ.GI
'10 sheqels
gold'

Practice GÍN until you feel sure of it.

GÍN	GÍN	GÍN	GÍN	GÍN
GÍN	GÍN	GÍN	GÍN	GÍN

𒀭 𒀭 𒀭
 𒀭
𒀭  𒀭
𒀭 𒀭


repeated

You have now studied the basic signs of the cuneiform system. If you have learned them, you may be justly proud of your achievement. The task of mastering the cuneiform system lies now in learning other values for the signs you know and in learning the other, less frequently used signs. If the active method of sign learning has proven useful for you, you should try systematically to learn to recognize and to produce signs that occur in your reading or which your teacher recommends.

On the following pages is a quiz over all the basic signs.

FINAL QUIZ

1. ak 2. qá 3. IKU 4. ib 5. ia

--	--	--	--	--

6. GIŠ 7. tum 8. lum 9. uk 10. AMAR

--	--	--	--	--

11. tu 12. da 13. at 14. el 15. ba

--	--	--	--	--

16. kam 17. mi 18. zi 19. ni 20. GUR

--	--	--	--	--

21. te 22. SAL 23. e 24. la 25. DINGIR

--	--	--	--	--

26. MIN 27. in 28. bi 29. im 30. pa

--	--	--	--	--

31. si 32. lam 33. ħa 34. GAL 35. nu

--	--	--	--	--

36. ŠÀ 37. ur 38. mu 39. É 40. ar

--	--	--	--	--

41. šum 42. zu 43. šar 44. dam 45. ħu

--	--	--	--	--

46. ul 47. du 48. an 49. ra 50. gi

--	--	--	--	--

51. me 52. U 53. up 54. na 55. as

--	--	--	--	--

56. pu 57. lu 58. qa 59. bí 60. šu

--	--	--	--	--

61. DUMU 62. a 63. ka 64. al 65. ir

--	--	--	--	--

66. ru 67. tim 68. GÍN 69. UTU 70. ab

--	--	--	--	--

71. ša 72. GU₄ 73. i 74. ù 75. DIŠ

--	--	--	--	--

76. ma 77. nam 78. di 79. ša 80. uš

--	--	--	--	--

81. ki 82. aš 83. ħi 84. ta 85. ku

--	--	--	--	--

86. SAG 87. it 88. LÚ 89. KÙ 90. en

--	--	--	--	--

91. ri 92. nim 93. MEŠ 94. aḥ 95. ik

--	--	--	--	--

96. um 97. il 98. wa 99. be 100. nin

--	--	--	--	--

101. ši 102. sa 103. eš 104. li 105. kum

--	--	--	--	--

106. še 107. ú 108. ši 109. iš 110. ti

--	--	--	--	--

Alphabetic List of Values

Only values taught within this workbook are listed here. The number to the right of the sign indicates the page number of the workbook where the sign was first presented. Signs for numbers are grouped at the end of this list.

a	𠄎	129	DIŠ	𠄎	111	ik	𠄎	21
ab	𠄎	36	du	𠄎	55	IKU	𠄎	29
ad	𠄎	45	DUMU	𠄎	44	il	𠄎	54
ag	𠄎	26	e	𠄎	67	im	𠄎	93
aḡ	𠄎	92	É	𠄎	72	in	𠄎	47
ak	𠄎	26	eb	𠄎	92	ip	𠄎	114
al	𠄎	65	el	𠄎	125	iq	𠄎	21
am	𠄎	49	em	𠄎	93	ir	𠄎	61
AMAR	𠄎	99	en	𠄎	27	is	𠄎	63
an	𠄎	5	er	𠄎	61	iš	𠄎	63
ap	𠄎	36	eš	𠄎	110	iš	𠄎	58
aq	𠄎	26	ga	𠄎	71	it	𠄎	75
ar	𠄎	102	GAL	𠄎	78	iz	𠄎	63
as	𠄎	38	GEME	𠄎	117	ka	𠄎	6
aš	𠄎	38	gi	𠄎	23	kam	𠄎	94
aš	𠄎	2	GIN	𠄎	132	KAM	𠄎	94
at	𠄎	45	GIŠ	𠄎	63	ki	𠄎	108
az	𠄎	38	GU ₄	𠄎	64	ku	𠄎	115
ba	𠄎	3	GUR	𠄎	30	KU	𠄎	109
BABBAR	𠄎	84	ḡa	𠄎	131	kum	𠄎	51
be	𠄎	13	ḡi	𠄎	91	la	𠄎	7
bi	𠄎	59	ḡu	𠄎	19	lam	𠄎	98
bí	𠄎	50	i	𠄎	42	li	𠄎	9
bu	𠄎	82	ia	𠄎	43	lu	𠄎	116
da	𠄎	76	ib	𠄎	114	LÚ	𠄎	74
dam	𠄎	123	id	𠄎	75	lum	𠄎	126
di	𠄎	104	ib	𠄎	92	ma	𠄎	77
DINGIR	𠄎	5				me	𠄎	112

MEŠ	𐎢𐎥	113
mi	𐎢𐎥	96
MIN	𐎢𐎥	127
mu	𐎢𐎥	10
na	𐎢𐎥	14
nam	𐎢𐎥𐎢	20
ni	𐎢𐎥	60
nim	𐎢𐎥	97
nin	𐎢𐎥	122
nu	𐎢𐎥	16
pa	𐎢𐎥	62
pi	𐎢𐎥	86
pu	𐎢𐎥	82
qa	𐎢𐎥	11
qá	𐎢𐎥	71
ra	𐎢𐎥	73
re	𐎢𐎥	24
ri	𐎢𐎥	24
ru	𐎢𐎥	12
sa	𐎢𐎥	28
SAG	𐎢𐎥	32
SAL	𐎢𐎥	117
si	𐎢𐎥	31
ša	𐎢𐎥	130
ši	𐎢𐎥	46
ša	𐎢𐎥	79
šā	𐎢𐎥	90
šar	𐎢𐎥	48
še	𐎢𐎥	81
ši	𐎢𐎥	101

šu	𐎢𐎥	80
šum	𐎢𐎥	33
ta	𐎢𐎥	41
tam	𐎢𐎥	84
te	𐎢𐎥	83
tī	𐎢𐎥	15
tim	𐎢𐎥	25
tu	𐎢𐎥	8
tum	𐎢𐎥	56
ū	𐎢𐎥	95
ú	𐎢𐎥	68
ù	𐎢𐎥	103
U ₄	𐎢𐎥	84
ub	𐎢𐎥	66
ud	𐎢𐎥	84
ug	𐎢𐎥	37
uh	𐎢𐎥	92
uk	𐎢𐎥	37
ul	𐎢𐎥	100
um	𐎢𐎥	40
up	𐎢𐎥	66
uq	𐎢𐎥	37
ur	𐎢𐎥	128
uš	𐎢𐎥	57
ut	𐎢𐎥	84
UTU	𐎢𐎥	84
wa	𐎢𐎥	86
wi	𐎢𐎥	86
wu	𐎢𐎥	86
za	𐎢𐎥	130
zi	𐎢𐎥	22
zu	𐎢𐎥	4

Numbers

1	𐎢𐎥	111
	𐎢𐎥	29
2	𐎢𐎥	127
10	𐎢𐎥	95

List of Signs

Only values taught within this workbook are listed; the number to the right indicates the page number of the workbook where the sign was first presented.

𐌰	aš, 1 2, 29	𐌱	šum 33	𐌲	e 67
𐌱	ba 3	𐌲	ab, ab 36	𐌳	ú 68
𐌲	zu 4	𐌳	uk, uq, ug 37	𐌴	qá, ga 71
𐌳	DINGIR,	𐌴	as, az, aš 38	𐌵	é 72
𐌴	an 5	𐌵	um 40	𐌶	ra 73
𐌵	ka 6	𐌶	ta 41	𐌷	LÚ 74
𐌶	la 7	𐌷	i 42	𐌸	it, id 75
𐌷	tu 8	𐌸	ia 43	𐌹	da 76
𐌸	li 9	𐌹	DUMU 44	𐌺	ma 77
𐌹	mu 10	𐌺	at, ad 45	𐌻	GAL 78
𐌺	qa 11	𐌻	ši 46	𐌼	ša 79
𐌻	ru 12	𐌼	in 47	𐌽	šu 80
𐌼	be 13	𐌽	šar 48	𐌾	še 81
𐌽	na 14	𐌾	am 49	𐌿	pu, bu 82
𐌾	ti 15	𐌿	bí 50	𐍀	te 83
𐌿	nu 16	𐍀	kum 51	𐍁	UTU, BABBAR, U ₄ , tam, ut, ud 84
𐍀	bu 19	𐍁	il 54	𐍂	wa, wi, wu, pi 86
𐍁	nam 20	𐍂	du 55	𐍃	ŠÀ 90
𐍂	ik, iq 21	𐍃	tum 56	𐍄	hi 91
𐍃	zi 22	𐍄	uš 57	𐍅	ab, iḫ, eb, uḫ 92
𐍄	gi 23	𐍅	iš 58	𐍆	im, em 93
𐍅	ri, re 24	𐍆	bi 59	𐍇	kam, KAM 94
𐍆	tim 25	𐍇	ni 60	𐍈	U, 10 95
𐍇	ak, aq, ag 26	𐍈	ir, er 61	𐍉	mi 96
𐍈	en 27	𐍉	pa 62	𐍊	nim 97
𐍉	sa 28	𐍊	GIŠ, is, iz, iṣ 63	𐍋	lam 98
𐍊	IKU 29	𐍋	GU ₄ 64	𐍌	AMAR 99
𐍋	GUR 30	𐍌	al 65		
𐍌	si 31	𐍍	up, ub 66		
𐍍	SAG 32				

𠄎	ul	100
𠄎	ši	101
𠄎	ar	102
𠄎	ù	103
𠄎	di	104
𠄎	ki	108
𠄎	KÜ	109
𠄎	eš	110
𠄎	DIŠ,1	111
𠄎	me	112
𠄎	MEŠ	113
𠄎	ib,ip	114
𠄎	ku	115
𠄎	lu	116
𠄎	SAL,GEME	117
𠄎	nin,NIN	122
𠄎	dam,DAM	123
𠄎	el	125
𠄎	lum	126
𠄎	MIN,2	127
𠄎	ur	128
𠄎	a	129
𠄎	ša,za	130
𠄎	ba	131
𠄎	GÍN	132